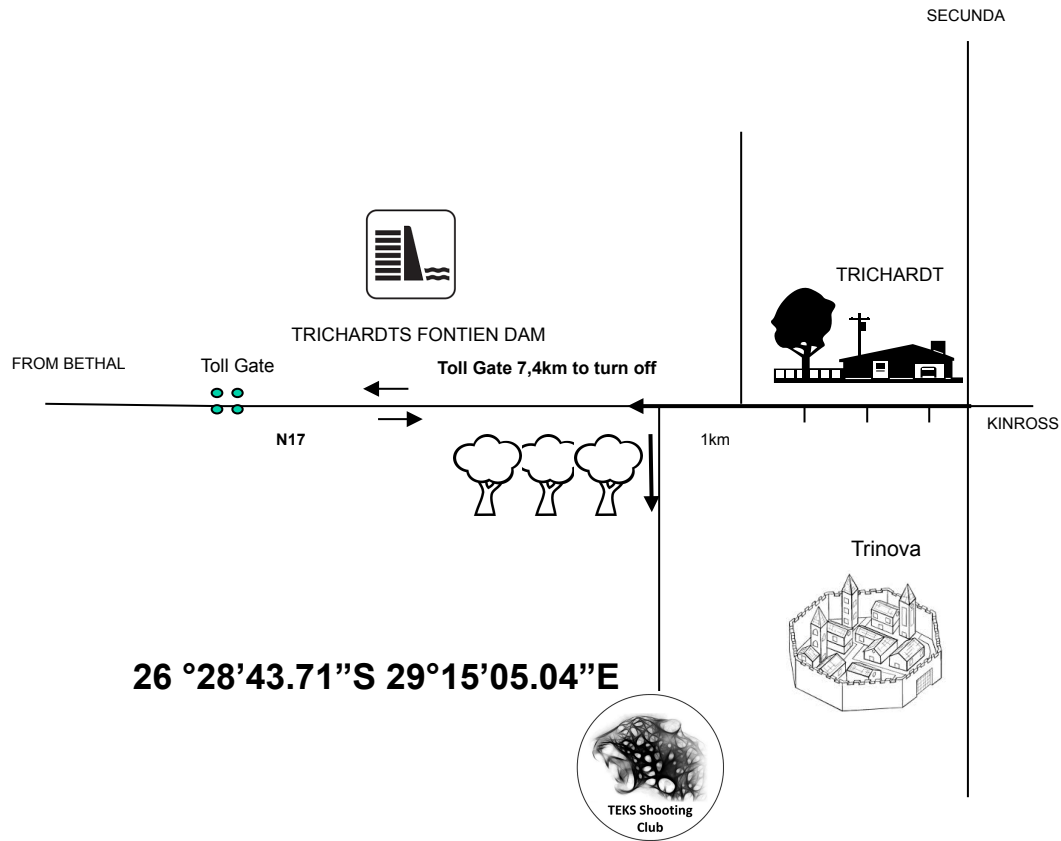


**Teks Club shoot 2**

**04 March 2017**

**TEKS Shooting Club  
TRICHARDT**

## TEKS SHOOTING CLUB



## STAGES

**6 stages**

**125 rounds**

### RULES

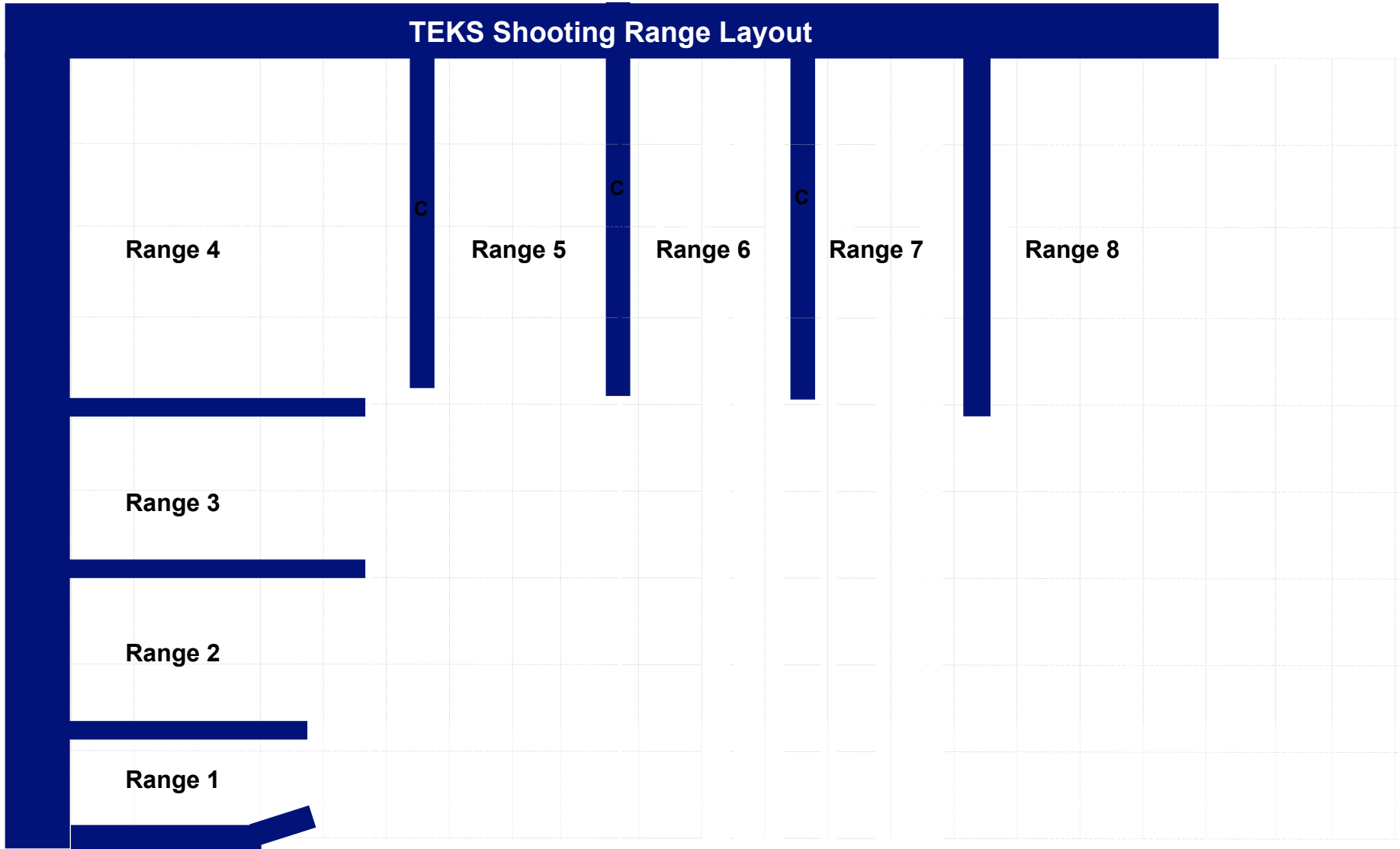
- The competition will be run according to the current IPSC rules.
- The wearing of eye and ear protection will be required during all stages of the match for participants and spectators
- No testing of the range equipment will be allowed prior to or during the match
- Additional non shoots or barricades may be added to stages to enhance safety of all competitors and spectators
- Registration takes place from 08:30 to 09:30
- Range building starts at 9:30

MATCH DIRECTOR: [Hendrik Engelbrecht]

ARBITRATORS: Will be appointed on the day

CHIEF RO: [Fanie Pretorius]

# TEKS Shooting Range Layout




Unloading  
Station

Safety  
Area

Parking Area  
(OUTSIDE RANGE AREA)

Gate

# Range 3



## RANGE OFFICER BRIEFING

30	13	0	yes	0	0	4

**Stage 1 Range 3:** Distance: 2-17m


**Ready condition:** Gun loaded chamber empty placed on the table as demonstrated with all mags to be used.

**Time starts:** Audible Signal

**Start position:** Seated on chair back against backrest, hands on table as demonstrated.

**Procedure:** On signal engage targets while remaining in the demarcated area.

Gate will activate M1, M1 will remain visible.



### RANGE OFFICER BRIEFING

23	10	0	no	0	1	2

**Stage 2 Range 4: Distance:** 2-11m

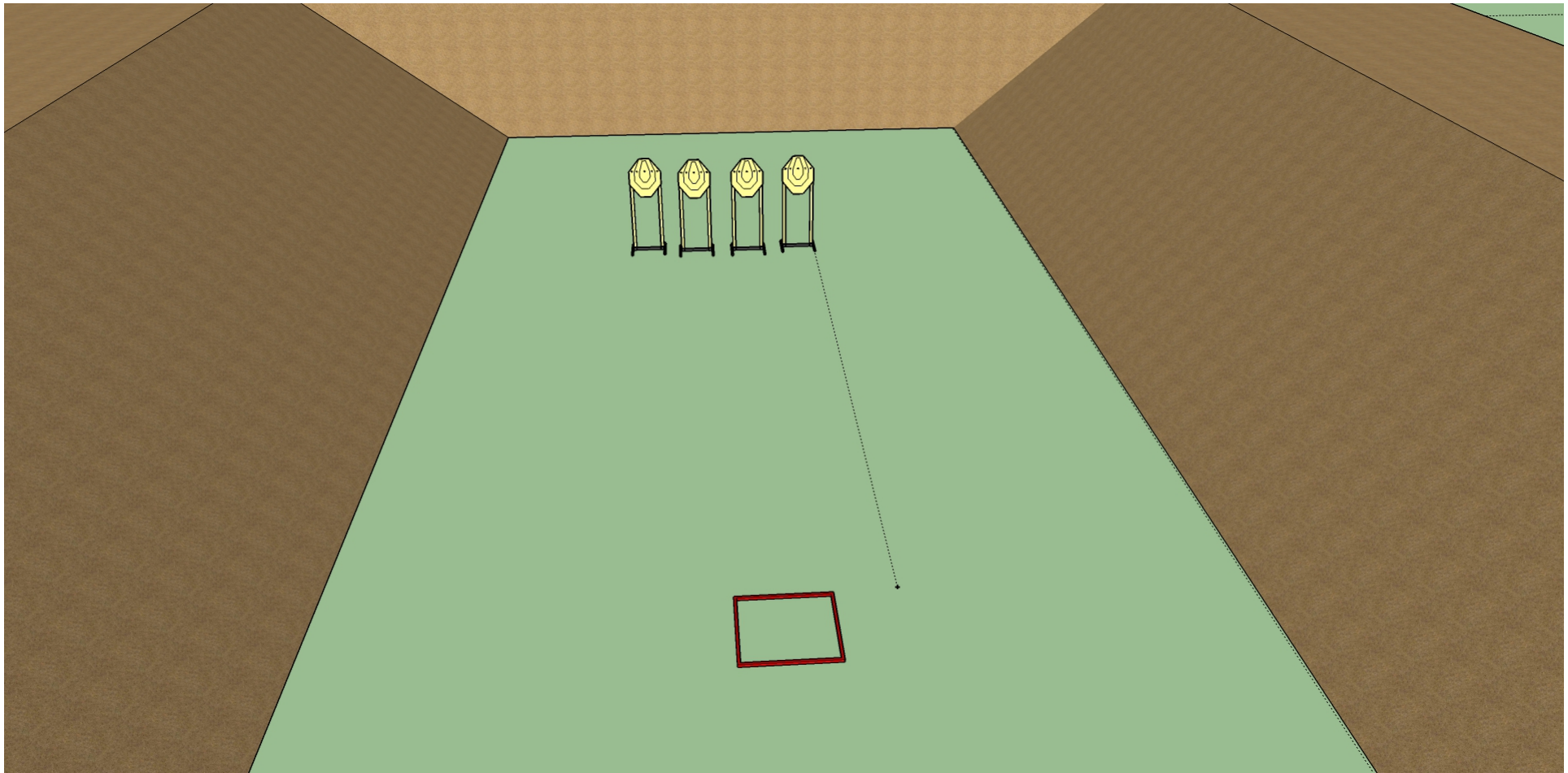
**Ready condition:**

**Time starts:** Audible Signal

**Start position:** Heels touching X as demonstrated

**Procedure:** On signal engage targets while remaining in the demarcated area.





### RANGE OFFICER BRIEFING

16	4	0	0	0	0	0


**Stage 3 Range 5: Distance: 8m**

**Ready condition:**

**Time starts:** Audible Signal

**Start position:** Standing relaxed in demarcated area, Hands raised above shoulders facing uprange

**Procedure:** On signal engage targets, reload and re-engage targets while remaining in the designated area. (Once freestyle once weak hand. )



### RANGE OFFICER BRIEFING

32	8	6	yes	4	0	0


**Stage 4 Range 6: Distance: 6-12m**

**Ready condition:**

**Time starts:** Audible Signal

**Start position:** Standing any where in demarcated area .

**Procedure:** On signal engage targets while remaining in the demarcated area.



**Stage 5 Range 7 Distance:** 4-12M








**Ready condition:**

**Time starts:** Audible Signal


**Start position:** Standing in demarcated area, heels touching branding as demonstrated.

**Procedure:** On signal engage targets while remaining in the demarcated area.








### RANGE OFFICER BRIEFING

						
16	7	0	No	1	0	1





### RANGE OFFICER BRIEFING

						
8	0	2	0	4	0	0

Stage 6 Range 8: Distance: 10m

Ready condition:

Time starts: Audible Signal

Start position: Standing in demarcated area.

Procedure: On signal engage targets while remaining in the demarcated area.