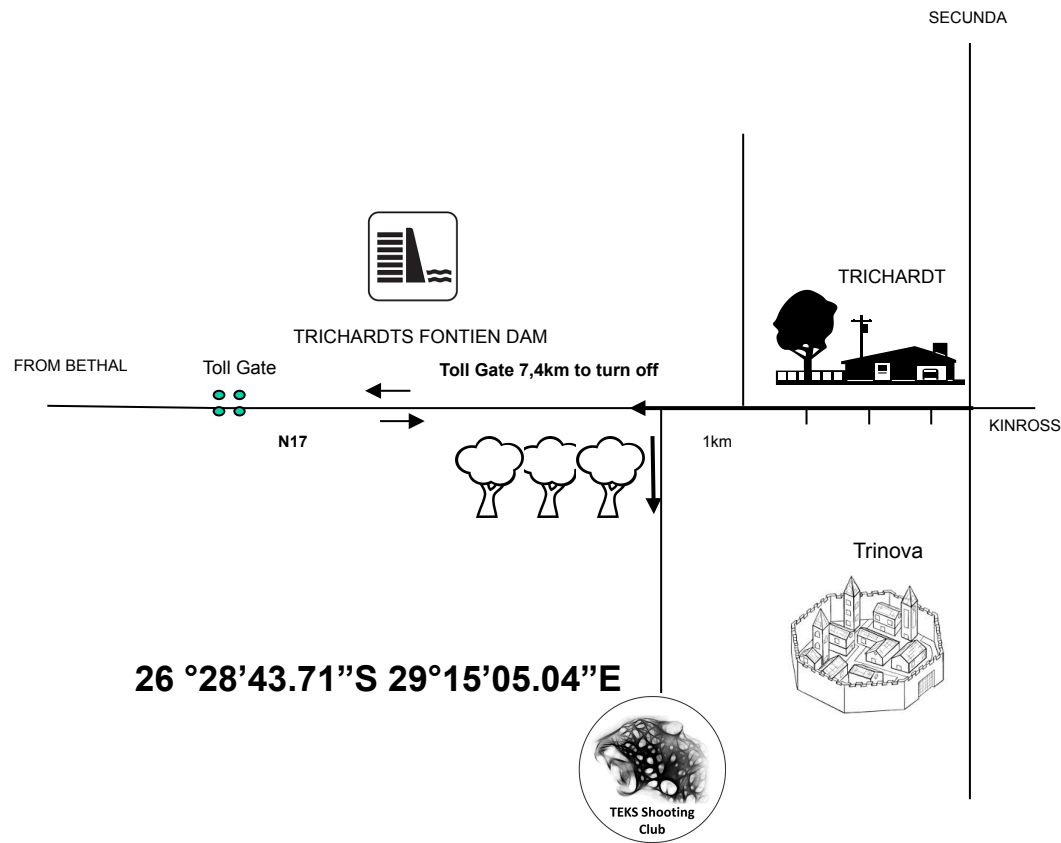


**Teks Night Shoot**

**8 July 2017**

**TEKS Shooting Club  
TRICHARDT**

## TEKS SHOOTING CLUB



## STAGES

**4 stages**

**87 rounds**

### RULES

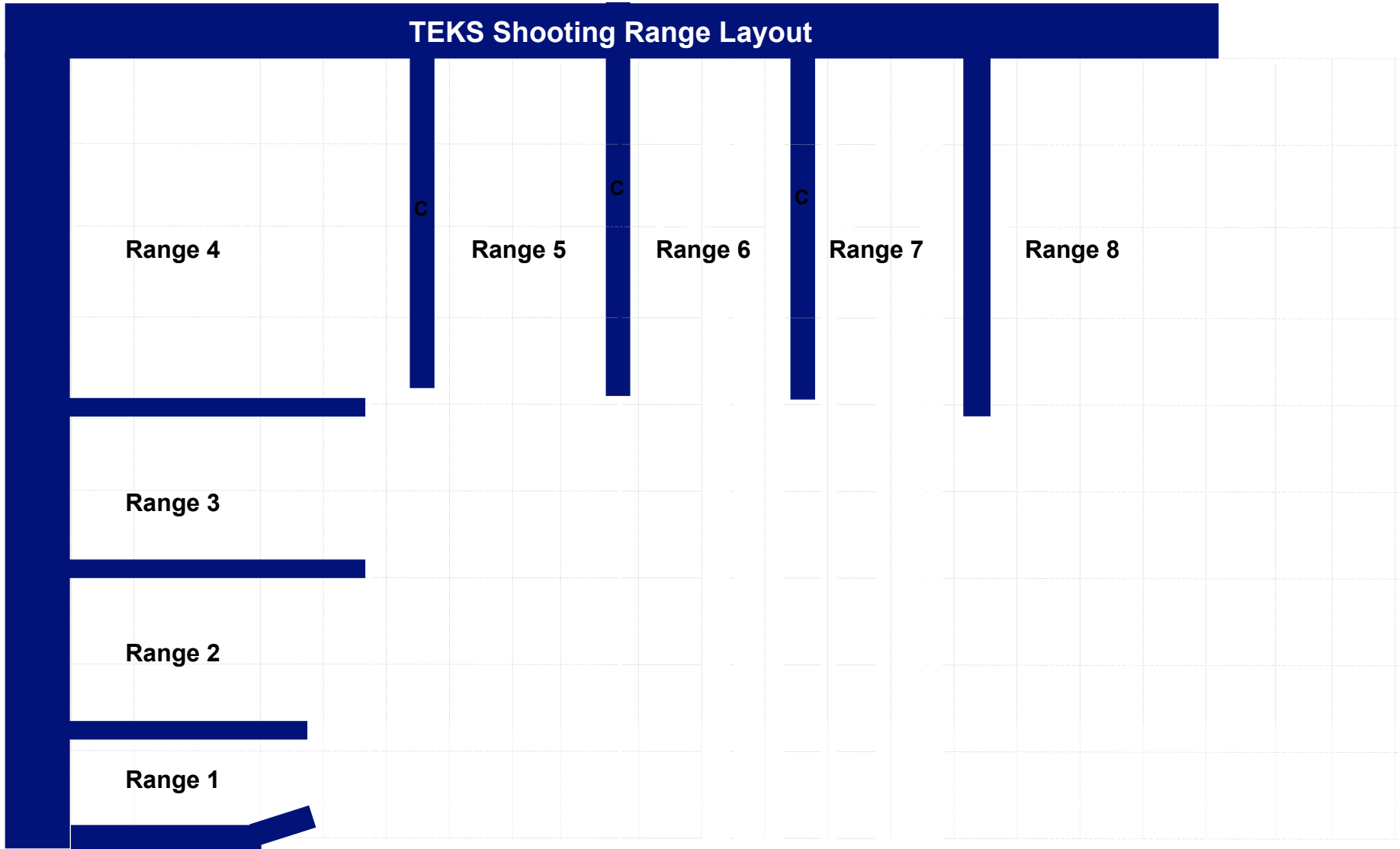
- The competition will be run according to the current IPSC rules.
- The wearing of eye and ear protection will be required during all stages of the match for participants and spectators.
- No testing of the range equipment will be allowed prior to or during the match
- Additional non shoots or barricades may be added to stages to enhance safety of all competitors and spectators
- Registration takes place from 15:00 to 15:30
- Range building starts at 15:30
- Scoring targets will be white No shoots will be buff marked with a black cross

MATCH DIRECTOR: [Hendrik Engelbrecht]

ARBITRATORS: Will be appointed on the day

CHIEF RO: [Fanie Pretorius]

# TEKS Shooting Range Layout




Unloading  
Station








Safety  
Area

Parking Area  
(OUTSIDE RANGE AREA)

Gate



### RANGE OFFICER BRIEFING

						
20	9	0	Yes	1	0	1

Stage 1 Range 1 Distance: 2-10m


Ready condition:

Time starts: Audible Signal

Start position:

Procedure: On signal engage targets while remaining in the demarcated area.

Light: Use own light source



## RANGE OFFICER BRIEFING

**Stage 2 Range 3: Distance:** 4-10m








**Ready condition:** Gun loaded chamber empty, placed on the table as demonstrated with all mags to be used


**Time starts:** Audible Signal

**Start position:** Sitting on the chair at the table hands placed flat on table. Back against backrest.

**Procedure:** On signal engage front targets and plates from the chair seated the rest of the targets while remaining in the demarcated area.

**Light:** Use own hand-held light source or the one provided.

						
16	7	0	yes	0	0	2



### RANGE OFFICER BRIEFING

27	13	0	Yes	0	0	1

**Stage 3 Range 4: Distance:** 2m-10M

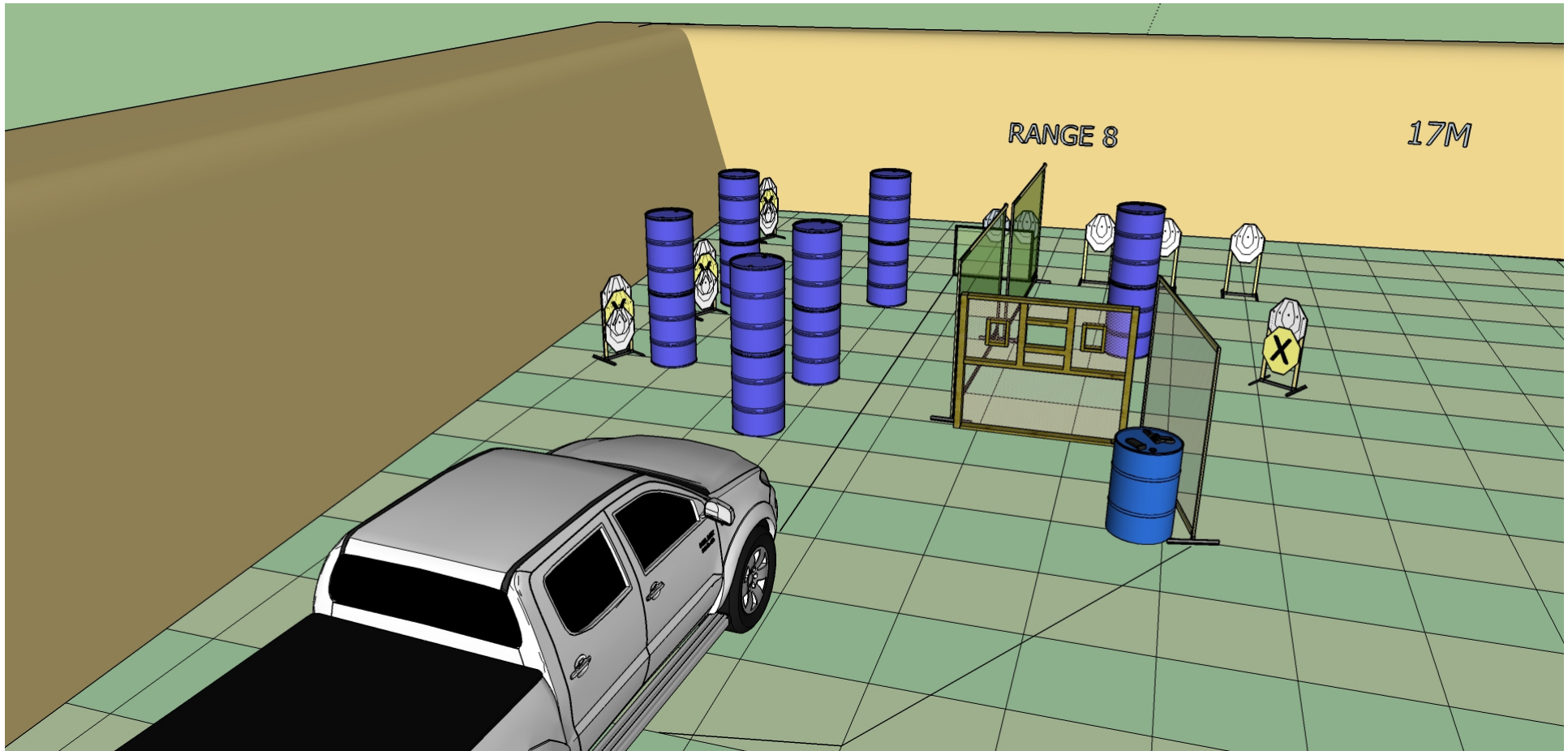
**Ready condition:**

**Time starts:** Audible Signal

**Start position:**

**Procedure:** On signal engage targets while remaining in the demarcated area

**Light:** Only use light provided



### RANGE OFFICER BRIEFING

24	12	0	Yes	0	0	0

**Stage 4 Range 8: Distance: 5-10m**

**Ready condition:** Gun un-loaded placed on drum as demonstrated, all mags on belt.

**Time starts:** Audible Signal.

**Start position:** Sitting inside vehicle hands on steering, safety belt on, door closed.

**Procedure:** On signal engage targets while remaining in the demarcated area.

**Light:** Only use light provided.