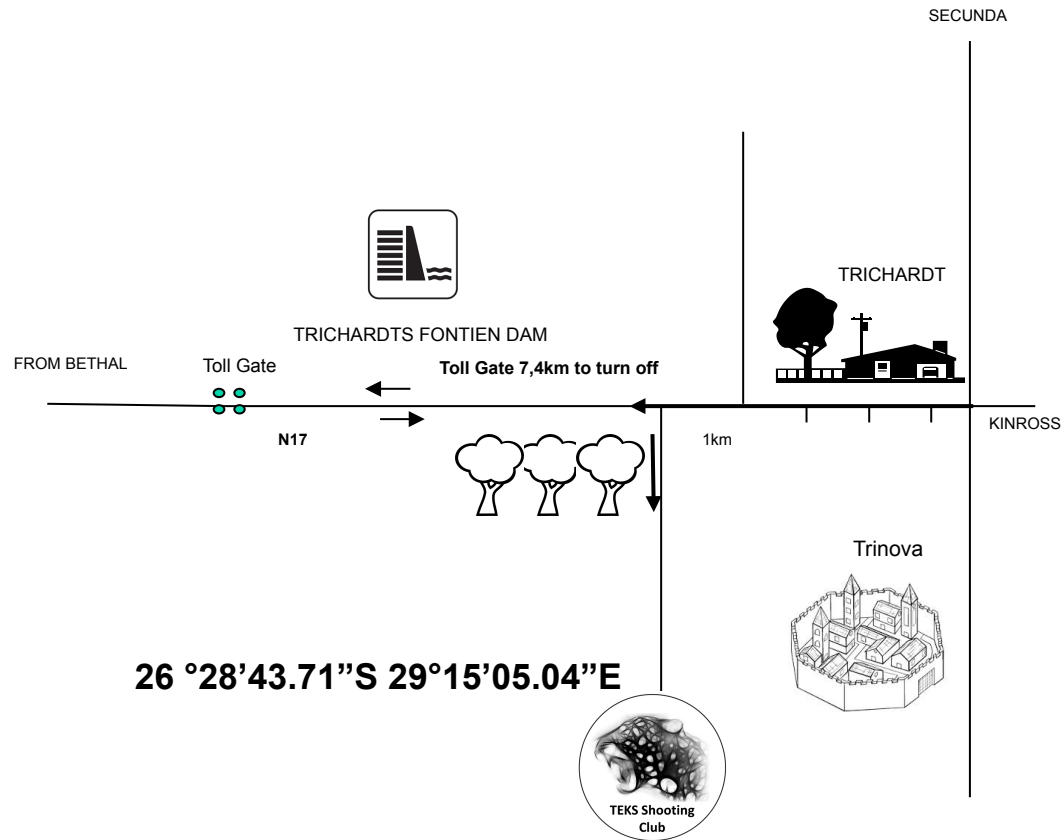


Teks Club Shoot

12 Aug 2017

**TEKS Shooting Club
TRICHARDT**

TEKS SHOOTING CLUB



STAGES

6 stages

128 rounds

RULES

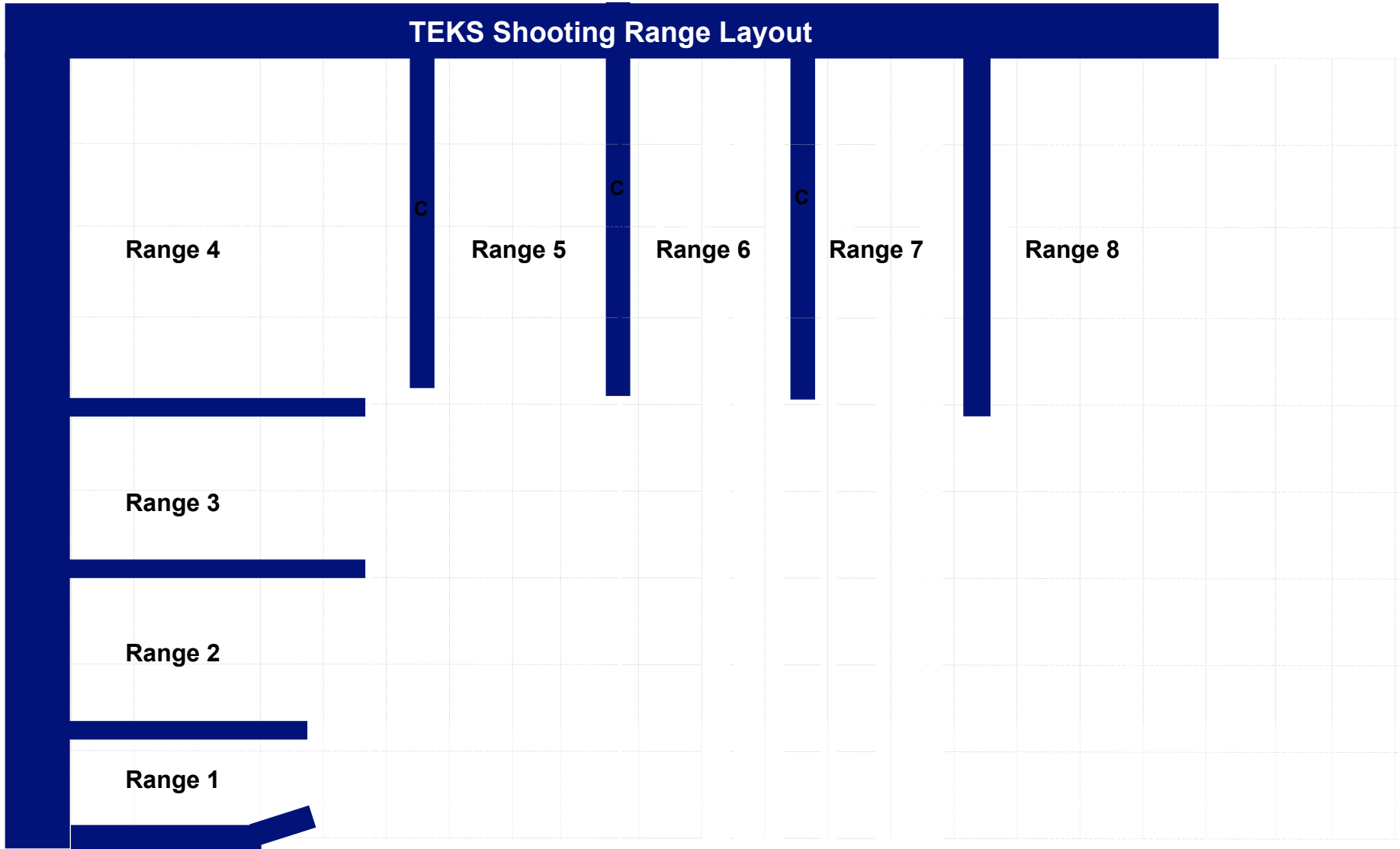
- The competition will be run according to the current IPSC rules.
- The wearing of eye and ear protection will be required during all stages of the match for participants and spectators.
- No testing of the range equipment will be allowed prior to or during the match
- Additional non shoots or barricades may be added to stages to enhance safety of all competitors and spectators
- Registration takes place from 09:00 to 9:30
- Range building starts at 9:30

MATCH DIRECTOR: [Fanie Pretorius]

ARBITRATORS: Will be appointed on the day

CHIEF RO: [Fanie Pretorius]

TEKS Shooting Range Layout




Unloading Station








Gate

Safety Area

Parking Area
(OUTSIDE RANGE AREA)



RANGE OFFICER BRIEFING

						
12	2	0	No	2	2	4


Stage 1 Range 2 Distance: 3-12m

Ready condition:

Time starts: Audible Signal

Start position:

Procedure: On signal engage targets while remaining in the demarcated area.



Stage 2 Range 3: Distance: 4-10m

Ready condition:


Time starts: Audible Signal

Start position: Hands placed flat on marked area.








Procedure: On signal engage while remaining in the demarcated area.

RANGE OFFICER BRIEFING

22	10	0	yes	0	0	2



RANGE OFFICER BRIEFING

						
30	14	0	Yes	0	0	2

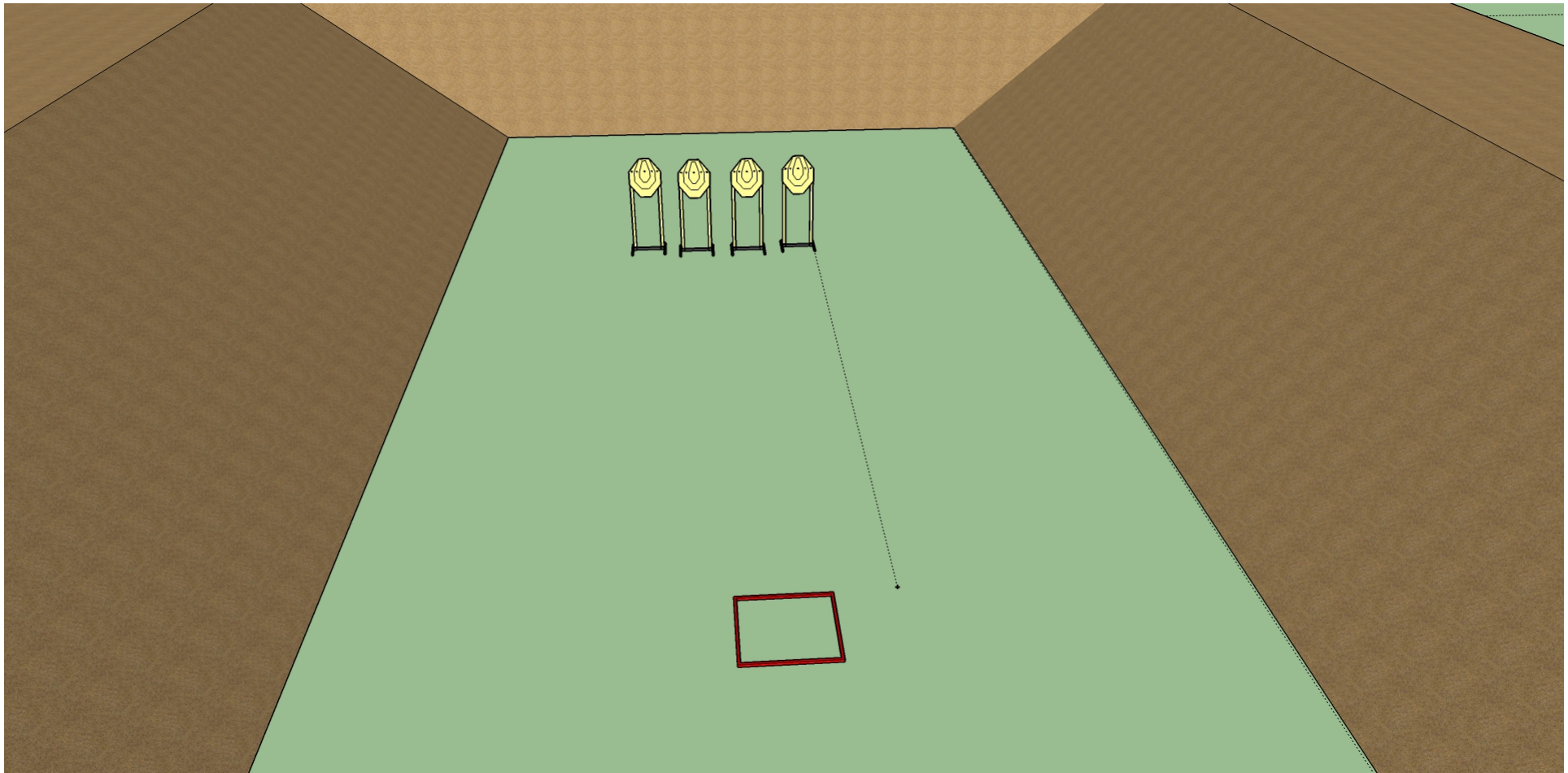
Stage 3 Range 4: Distance: 3m-10M

Ready condition:

Time starts: Audible Signal

Start position:

Procedure: On signal engage targets while remaining in the demarcated area



RANGE OFFICER BRIEFING

16	4	0	0	0	0	0

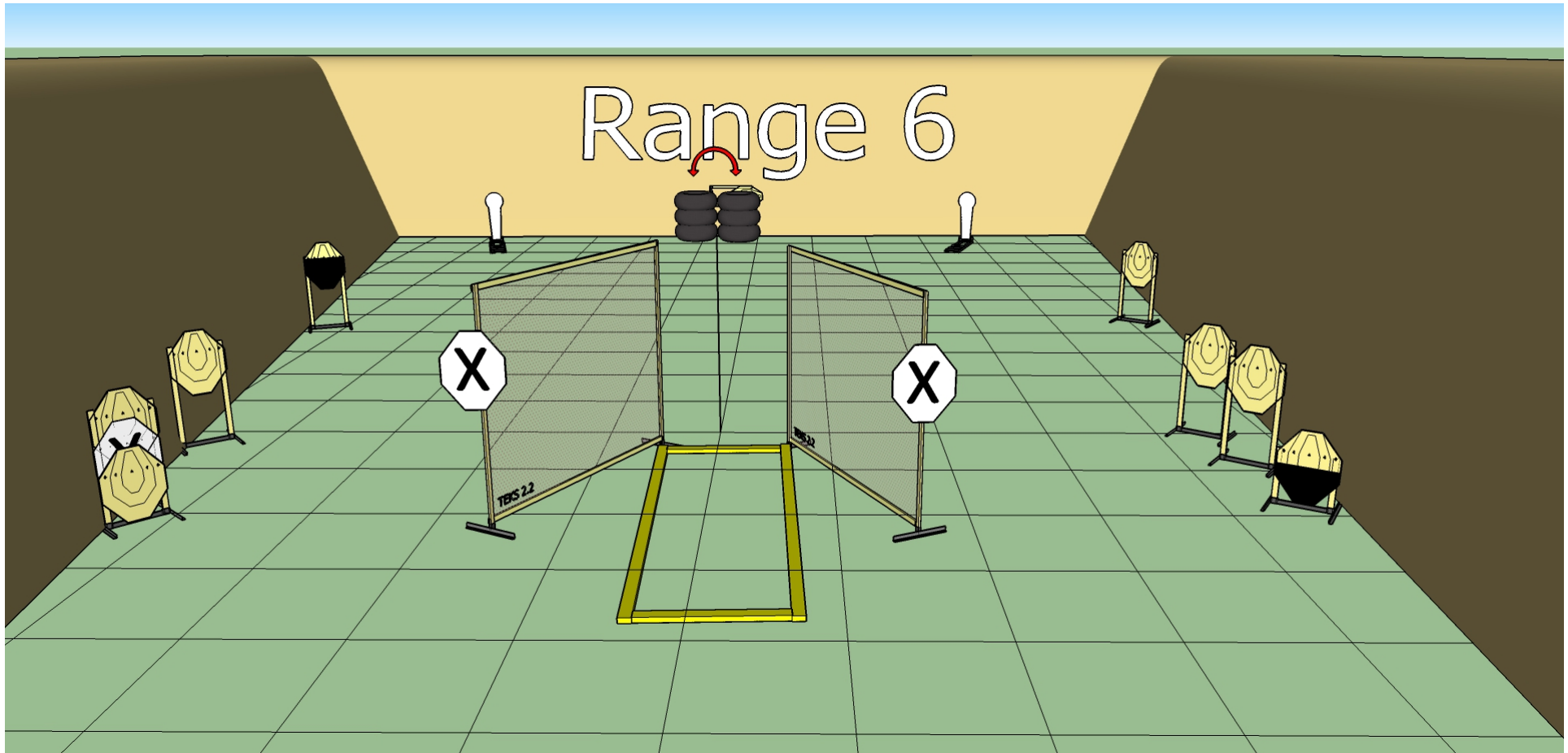
Stage 4 Range 5: Distance: 8m

Ready condition:








Time starts: Audible Signal

Start position: Standing relaxed in demarcated area, Hands raised above shoulders facing uprange.

Procedure: On signal engage targets, reload and re-engage targets while remaining in the designated area. (Once freestyle once weak hand.)



RANGE OFFICER BRIEFING

						
20	9	0	Yes	0	0	2

Stage 5 Range 6 Distance: 5-12m


Ready condition:

Time starts: Audible Signal

Start position: Holding rope in both hands

Procedure: On signal engage targets while remaining in the demarcated area.

Pulling the rope will activate swinger S5, S5 will remain visible.



RANGE OFFICER BRIEFING

28	14	0	Yes	0	0	0

Stage 6 Range 8: Distance: 5-10m

Ready condition: Gun un-loaded placed on drum as demonstrated, all mags on belt.

Time starts: Audible Signal.

Start position: Sitting on chair back against backrest.

Procedure: On signal engage targets while remaining in the demarcated area.