

Teks Club 9 shoot

Oct2017

**TEKS Shooting Club
TRICHARDT**

TEKS SHOOTING CLUB

STAGES

6 stages

128 rounds

RULES

- The competition will be run according to the current IPSC rules.
- The wearing of eye and ear protection will be required during all stages of the match for participants and spectators
- No testing of the range equipment will be allowed prior to or during the match
- Additional non shoots or barricades may be added to stages to enhance safety of all competitors and spectators
- Registration takes place from 09:00 to 0930
- Range building starts at 09:30

MATCH DIRECTOR: [Hendrik Engelbrecht]

ARBITRATORS: Will be appointed on the day

CHIEF RO: [Willie Boshoff]

SECUNDA

TRICHARDT

KINROSS

TRICHARDTS FONTIEN DAM

Toll Gate

Toll Gate 7,4km to turn off

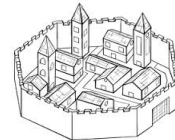

N17

1km

Trinova

26 °28'43.71" S 29°15'05.04" E


TEKS Shooting Club



FROM BETHAL



TEKS Shooting Range Layout




**Unloading
Station**

**Safety
Area**








**Parking Area
(OUTSIDE RANGE AREA)**

Gate

Range 2



RANGE OFFICER BRIEFING

						
32	13	1	yes	2	2	0


Stage 1 Range 2: Distance: 4-12m

Ready condition:

Time starts: Audible Signal

Start position:

Procedure: On signal engage targets while remaining in the demarcated area.



RANGE OFFICER BRIEFING

24	11	0	yes	0	2	0

Stage 2 Range 3: Distance: 4-10m


Ready condition: Gun loaded chamber empty to be placed on drum A or B as demonstrated

Time starts: Audible Signal

Start position:

Procedure: On signal engage targets while remaining in the demarcated area.

Range 4



RANGE OFFICER BRIEFING

Stage 2 Range 3: Distance: 2m-15M

Ready condition:

Time starts: Audible Signal

Start position: Standing at A or B as demonstrated.

Procedure: On signal engage targets while remaining in the demarcated area.

P1 will activate T3 it will remain visible.



27



11



0



Yes



1




2



2

Range 6



RANGE OFFICER BRIEFING

25	12	0	Yes	0	0	1

Stage 3 Range 6: Distance:2-12m


Ready condition:

Time starts: Audible Signal

Start position:

Procedure: On signal engage targets while remaining in the demarcated area.

Range 7



RANGE OFFICER BRIEFING



12

3

0

No

0

0

0

Stage 5 Range 7

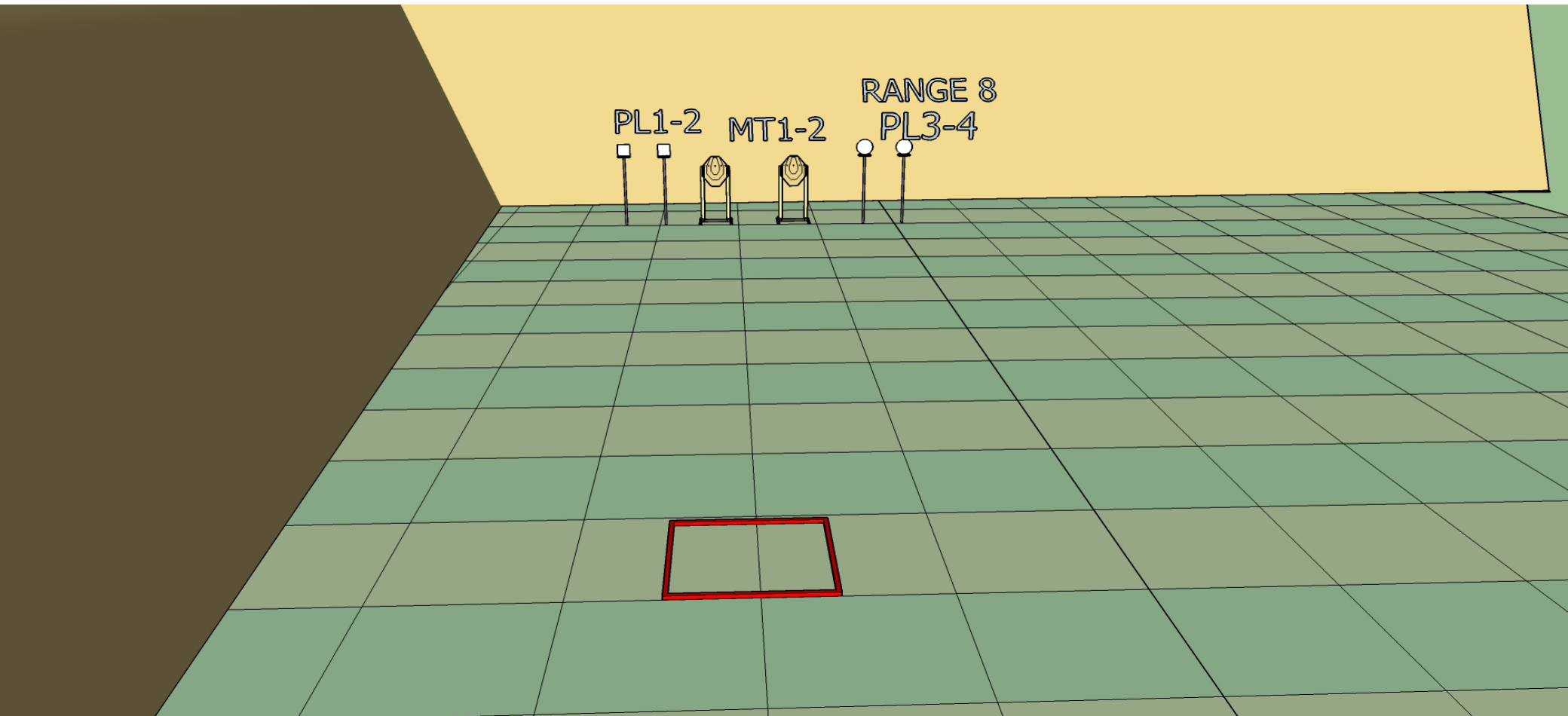
Distance: 10M

Ready condition:








Time starts: Audible Signal

Start position: Facing uprange hands above shoulders

Procedure: **EL Press** On signal engage targets re-load and re-engage while remaining in the demarcated area.



RANGE OFFICER BRIEFING

						
8	0	2	0	4	0	0

Stage 6 Range 8: Distance: 10m

Ready condition:

Time starts: Audible Signal

Start position: Standing in demarcated area.

Procedure: On signal engage targets while remaining in the demarcated area.