

Teks Club shoot 11 Fun shoot

Dec 2018

**TEKS Shooting Club
TRICHARDT**

TEKS SHOOTING CLUB

STAGES

4 stages

60 rounds

RULES

Only club members will be considered for prizes

- The competition will be run according to TEKS rules.
- The wearing of eye and ear protection will be required during all stages of the match for participants and spectators
- No testing of the range equipment will be allowed prior to or during the match
- Additional non shoots or barricades may be added to stages to enhance safety of all competitors and spectators
- Registration takes place from 09:00 to 09:30
- Range building starts at after AGM

MATCH DIRECTOR: [Hendrik Engelbrecht]

ARBITRATORS: Will be appointed on the day

CHIEF RO: [Fanie Pretorius]

SECUNDA

TRICHARDT

KINROSS

TRICHARDTS FONTIEN DAM

Toll Gate

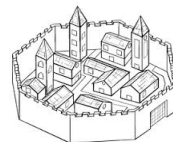

Toll Gate 7,4km to turn off

N17

1km

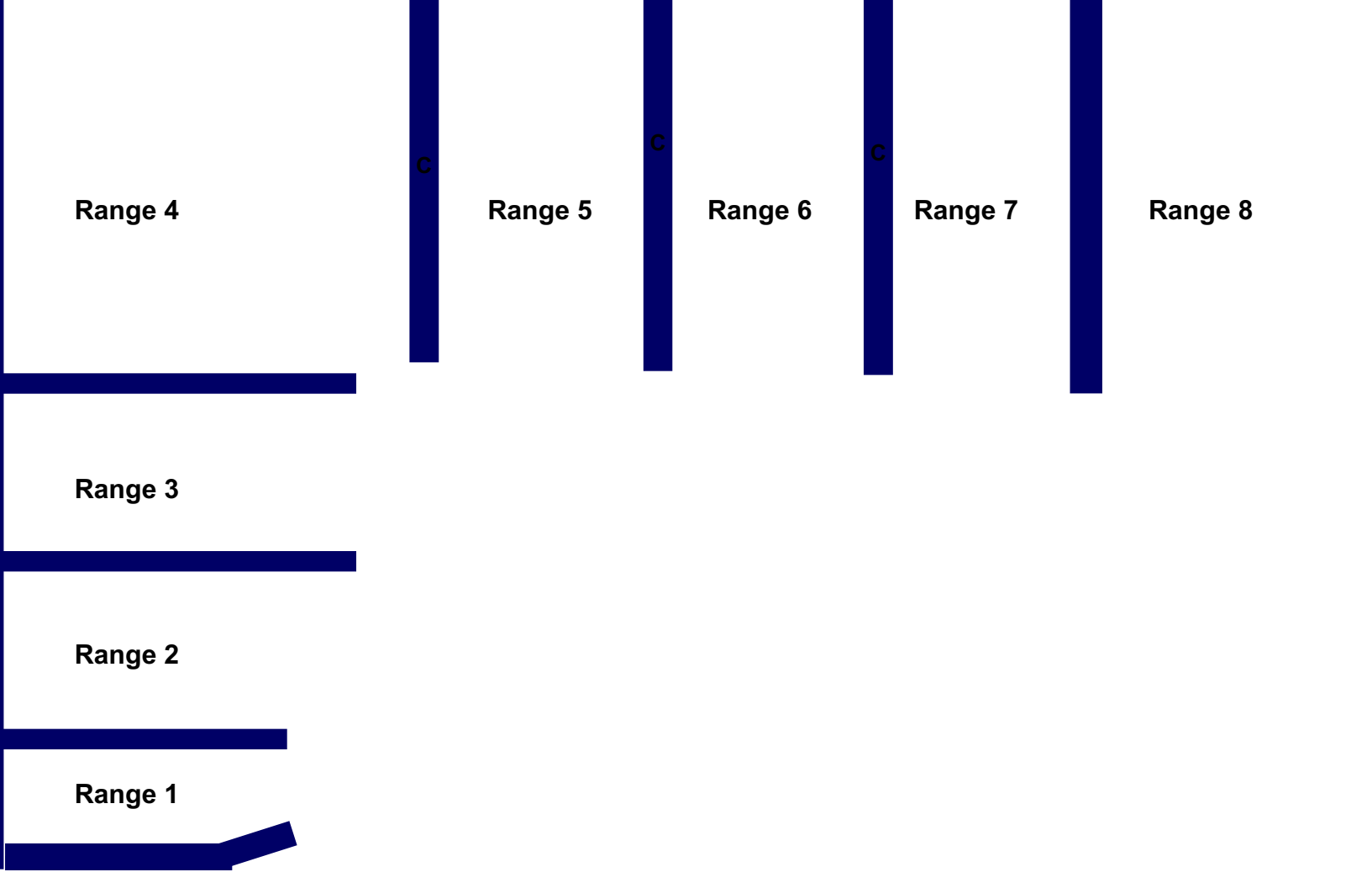
Trinova

26 ° 28'43.71"S 29° 15'05.04"E



FROM BETHAL

TEKS Shooting Range Layout




**Unloading
Station**

Gate

**Safety
Area**

**Parking Area
(OUTSIDE RANGE AREA)**

Range 1



Stage 1 Range 1: Distance: 7-10m








Ready condition:


Time starts: Audible Signal

Start position: Standing in demarcated area.

Procedure: : On signal engage targets while remaining in the demarcated area. P1 will activate S1 it will remain visible.

RANGE OFFICER BRIEFING

						
25	5	5	No	5	0	0



RANGE OFFICER BRIEFING

16	8	0	0	0	0	0


Stage 2 Range 3: Distance: 5-10m Classic only fun shoot

Ready condition:








Time starts: Audible Signal

Start position : Standing heels touching x.

Procedure: On signal engage targets while remaining in the demarcated area.



RANGE OFFICER BRIEFING `Fun shoot

						
25	0	0	0	9	9	7

Stage 3 Range 4 Distance: 10-15M

Ready condition:

Time starts: Audible Signal 20 sec


Time ends: Audible Signal

Start position: hands touching A.








Procedure: On signal engage targets while remaining in the demarcated area

Max Time is 20 sec.

All steel down -2 sec



RANGE OFFICER BRIEFING

						
25	5	5	No	5	0	0

Stage 4 Range 8: Distance: 10-15m

Ready condition: Rifles loaded on table handgun unloaded.

Time starts: Audible Signal

Start position: Standing in demarcated area behind table A.

Procedure: : Station A On signal engage targets 1-5 with the mini rifle only, rifle to stay on table.

Station B Engage only plates with SG ,SG to stay on table
 Station C Engage remaining targets with handgun
 (HG unloaded chamber and magwell empty)