

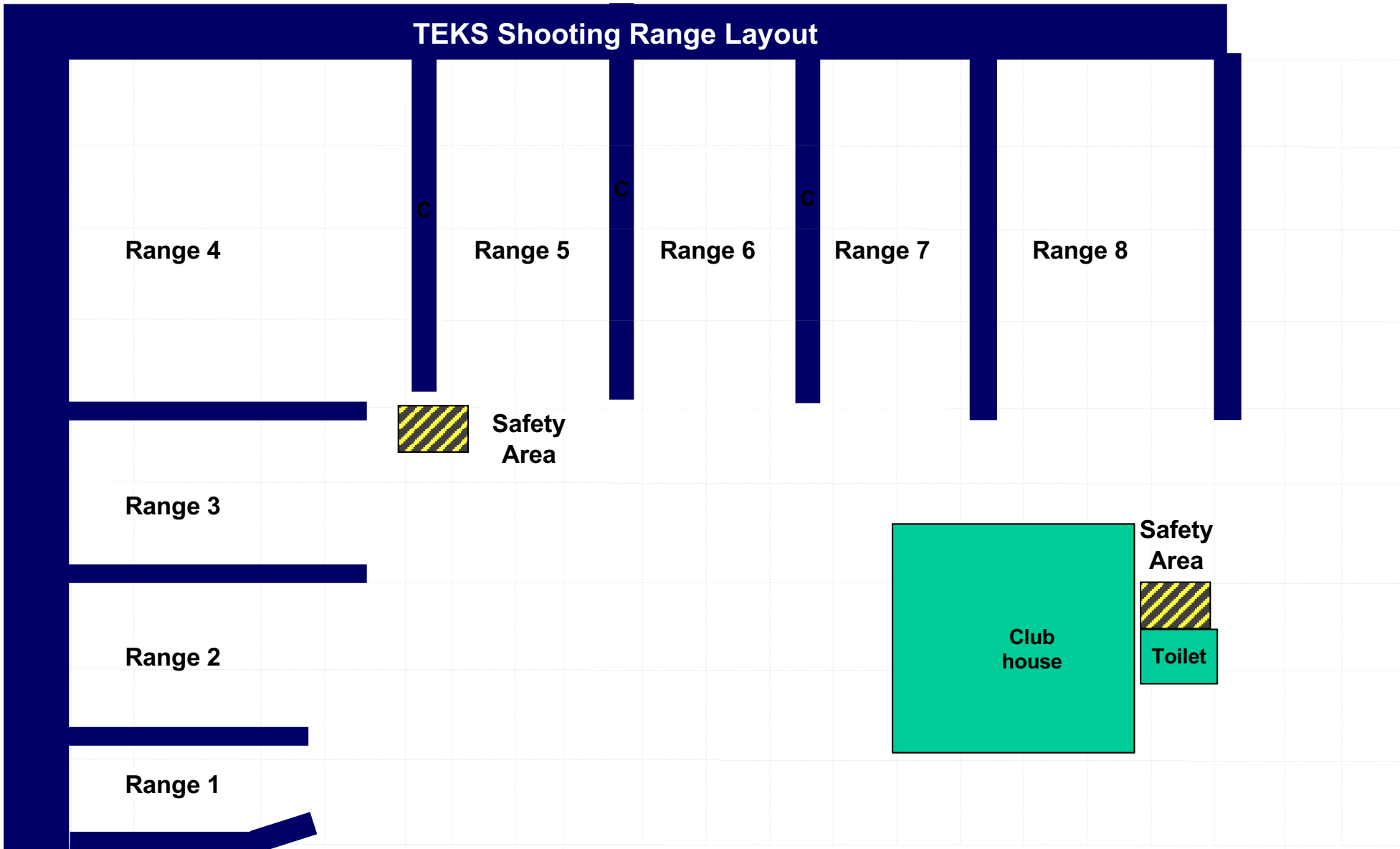
# **Teks Club 10**

**5-6 Nov 2022**

**TEKS Shooting Club  
TRICHARDT**



# TEKS Shooting Range Layout



Unloading  
Station

Safety  
Area

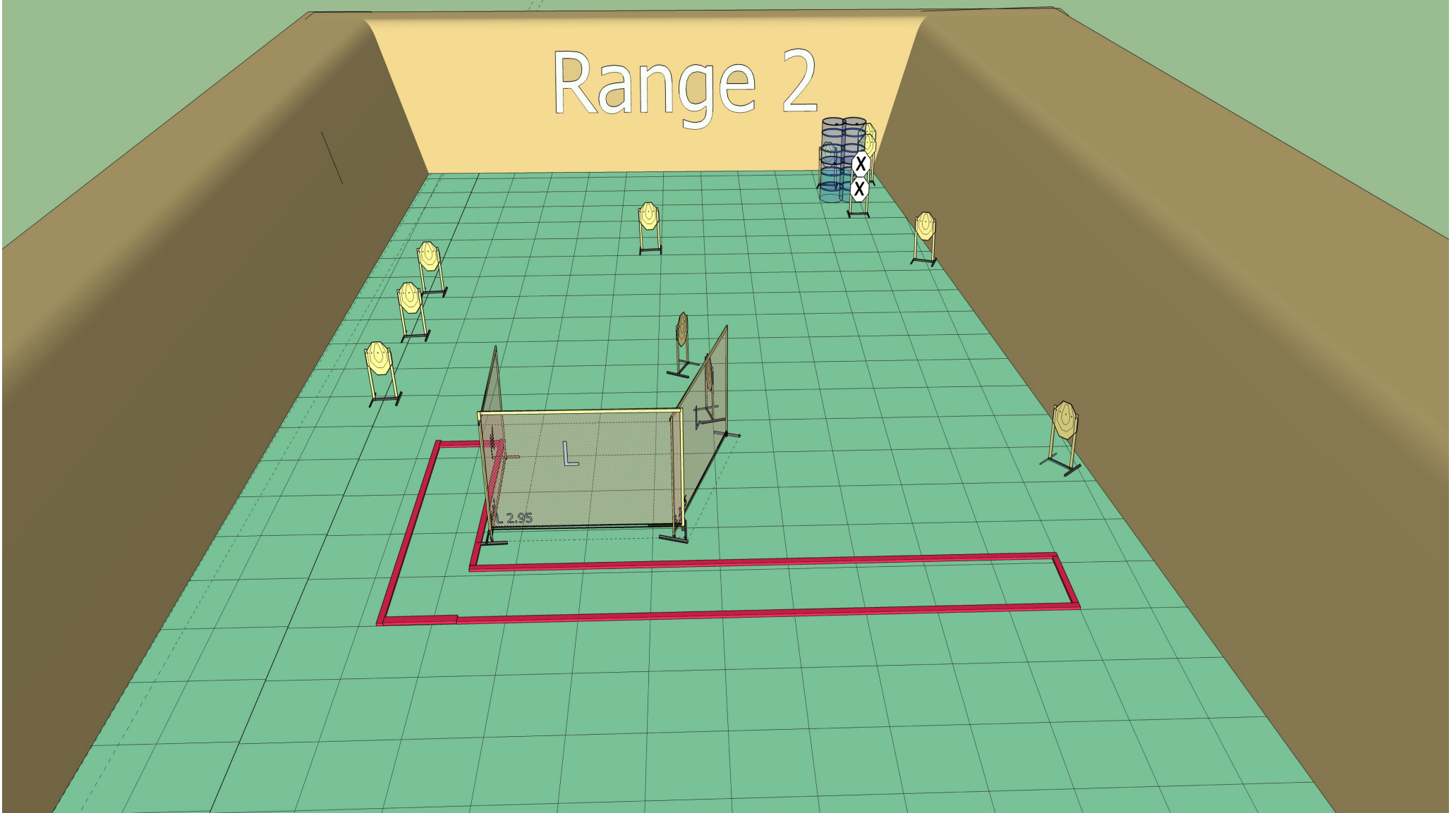


Gate

Parking Area  
(OUTSIDE RANGE AREA)

- T=IPSC target
- MT=IPSC mini target
- PL= IPSC plate
- P=IPSC popper
- MP=IPSC mini popper
- M=Mover
- Number on paper targets =placement of target or mover

# Range 2



## RANGE OFFICER BRIEFING

22	11	0	Yes	0	0	0

**Stage 1 Range 2: Distance:** 3-15m


**Ready condition:**

PCC option :1

**Time starts:** Audible Signal.

**Start position:** Start anywhere in demarcated area

**Procedure:** On signal engage targets while remaining in the demarcated area.



### RANGE OFFICER BRIEFING

11	4	0	No	0	0	3

**Stage 2 Range 2:** Distance: 3-12m

**Ready condition:** Magwell and chamber empty


PCC option 3

**Time starts:** Audible Signal.

**Start position:** Hands raised above shoulders *anywhere in demarcated area.*

**Procedure:** On signal engage targets while remaining in the demarcated area.  
P3 will activate M4 M4 will remain visible.





## RANGE OFFICER BRIEFING

**Stage 3 Range 4: Distance: 3-15m**







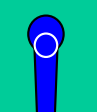
**Ready condition:**

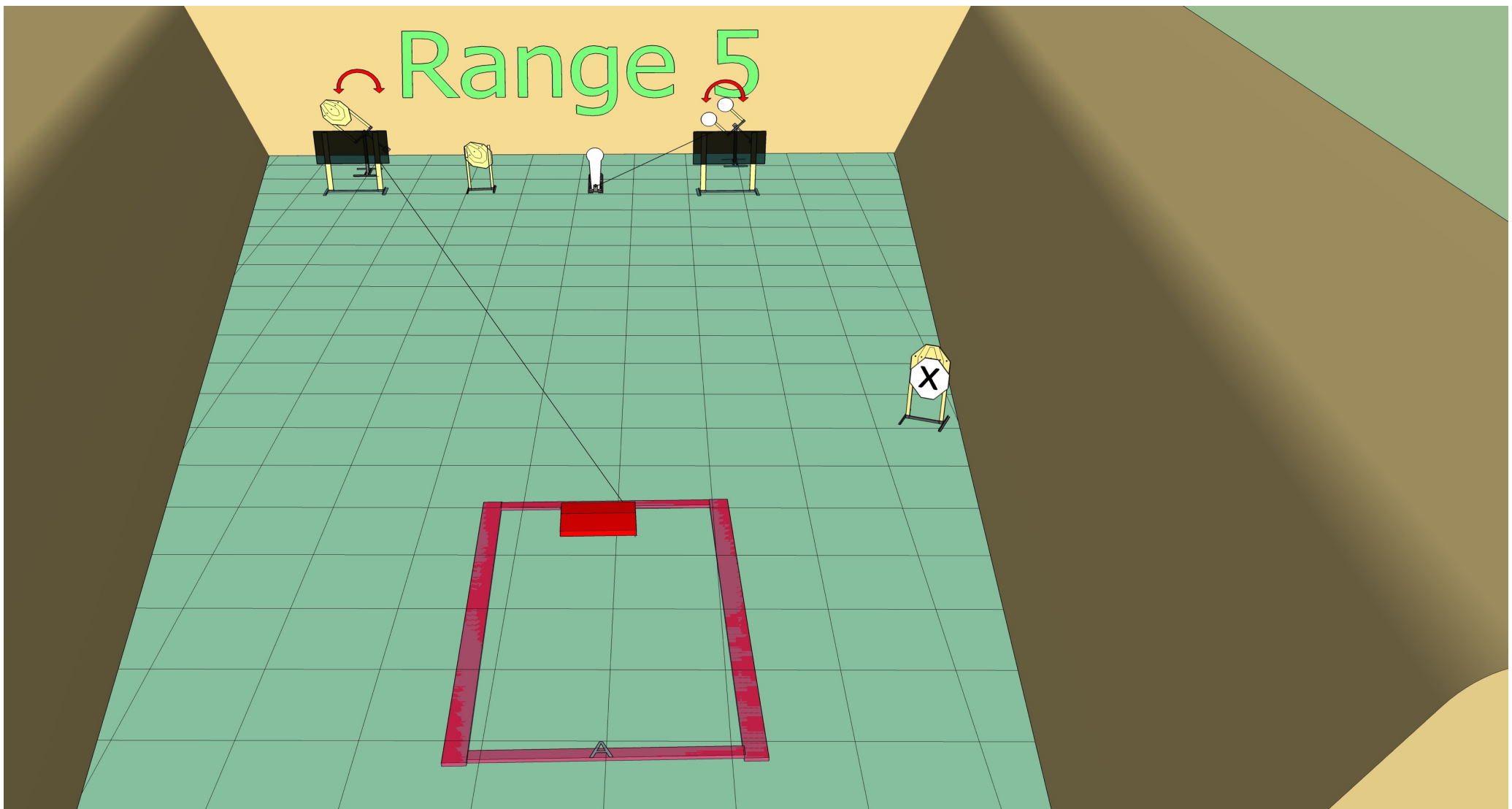
PCC Option 2

**Time starts:** Audible Signal

**Start position:** *anywhere in demarcated area*

**Procedure:** On signal engage targets while remaining in the demarcated area.

						
34	16	0	Yes	0	0	2



### RANGE OFFICER BRIEFING

Stage 4 Range 5 Distance: 3-12M








Ready condition:

PCC Option 1


Time starts: Audible Signal

Start position: Standing heels touching A.

Procedure: On signal engage targets while remaining in the demarcated area  
 P1 activates MP 1-2 they will remain visible  
 Bear trap will activate M1 it will remain visible

						
9	3	0	No	2	0	1








# Range 6



Stage 5 Range 6:

Distance: 13-15m

## RANGE OFFICER BRIEFING

						
16	4	0	No	0	4	4

Ready condition:

PCC option 1

Time starts: Audible Signal

Start position: Handgun Hands raised above shoulders

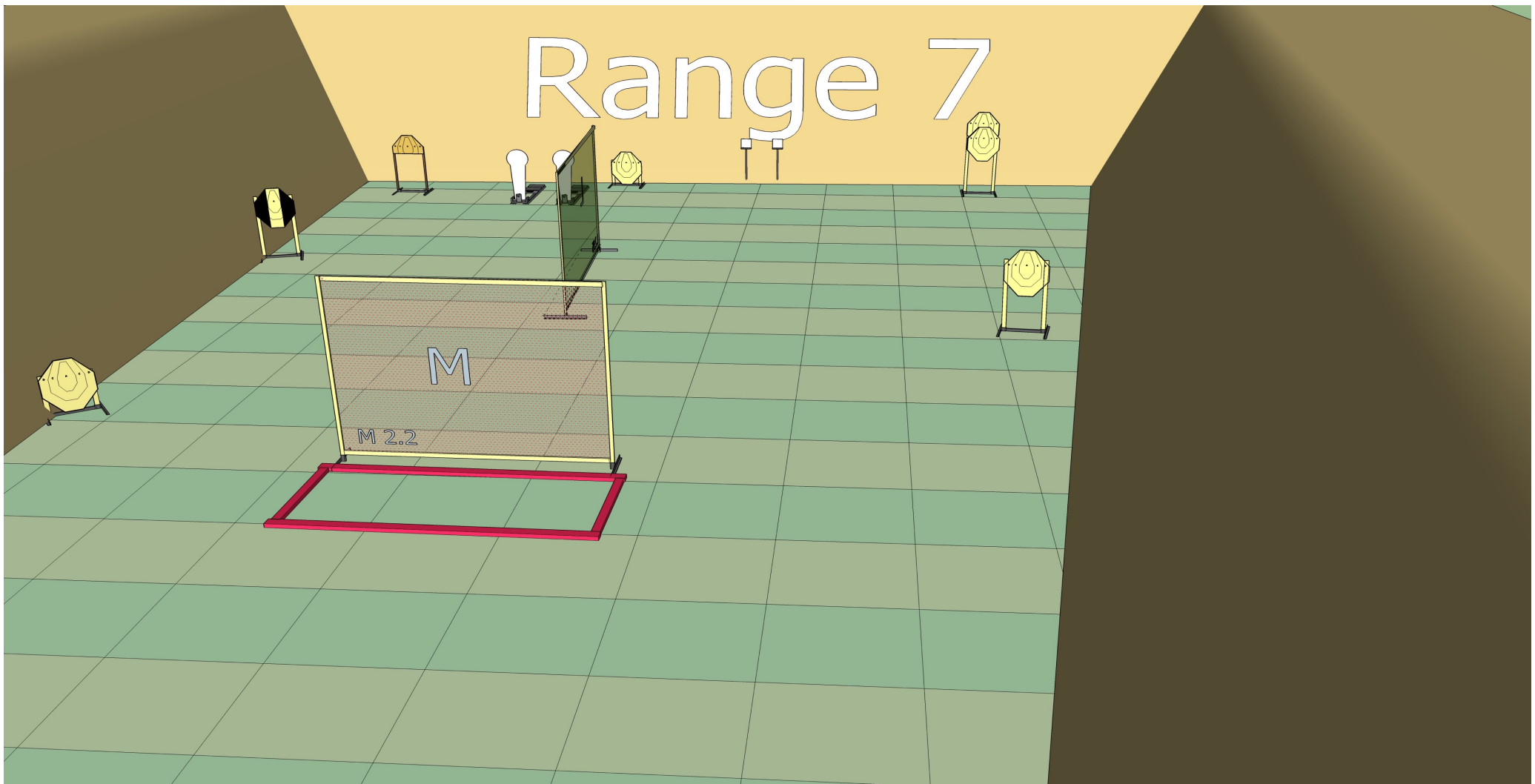
*anywhere in demarcated area*

Start position PCC heels touching A

Procedure: On signal engage targets while remaining in the demarcated area.



# Range 7



## RANGE OFFICER BRIEFING

18	7	0	No	2	0	2

Stage 6 Range 7:

Distance: 4-12M

Ready condition:


PCC Option 3

Time starts: Audible Signal

Start position: *Anywhere in demarcated area*

Procedure: On signal engage targets while remaining in the demarcated area.

RANGE 8



**RANGE OFFICER BRIEFING**

**Stage 7 Range 8: Distance:** 3-15m

**Ready condition:**

**PCC option 1**

**Time starts:** Audible Signal

**Start position:** Start *anywhere in demarcated area*

**Procedure:** On signal engage targets while remaining in the demarcated area.

<b>32</b>	<b>14</b>	<b>0</b>	<b>Yes</b>	<b>4</b>	<b>0</b>	<b>0</b>