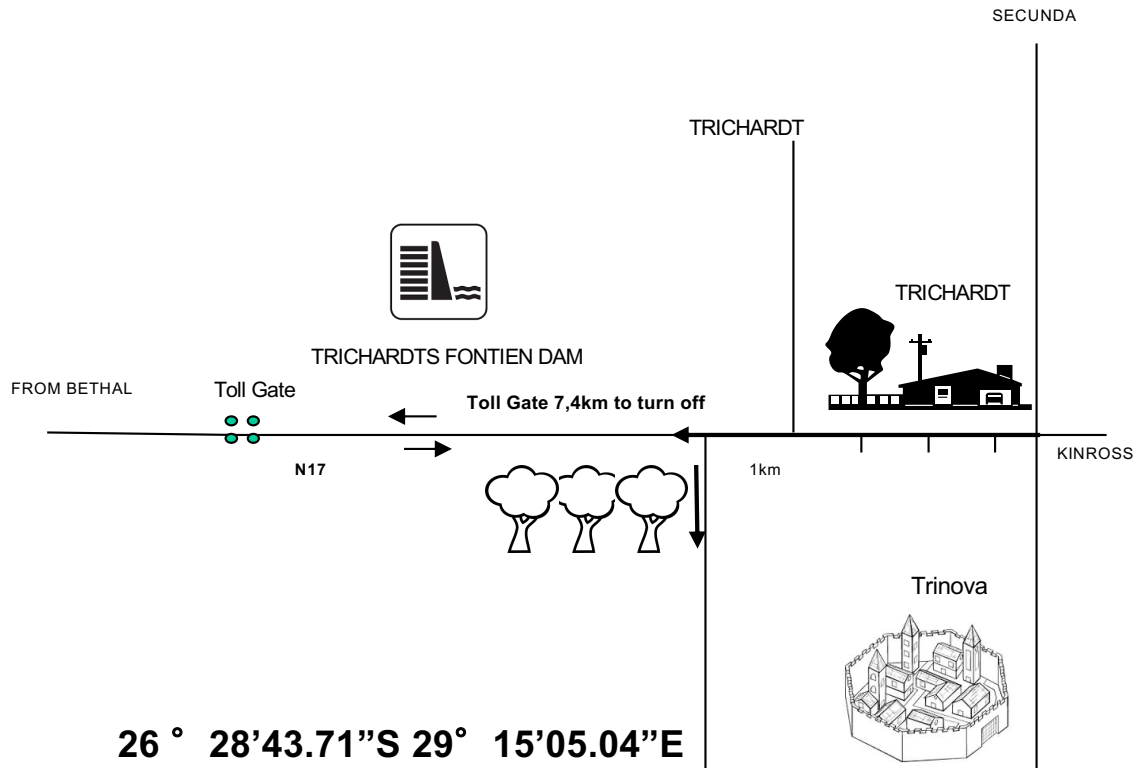


Teks Club8

17-18 September 2022

**TEKS Shooting Club
TRICHARDT**

TEKS SHOOTING CLUB



26 ° 28'43.71"S 29° 15'05.04"E



STAGES

Stage	Range	Rounds		
1	1	24		
2	3	24		
3	5	12		
4	6	12		
5	7	11		
6	8	32		
			115	

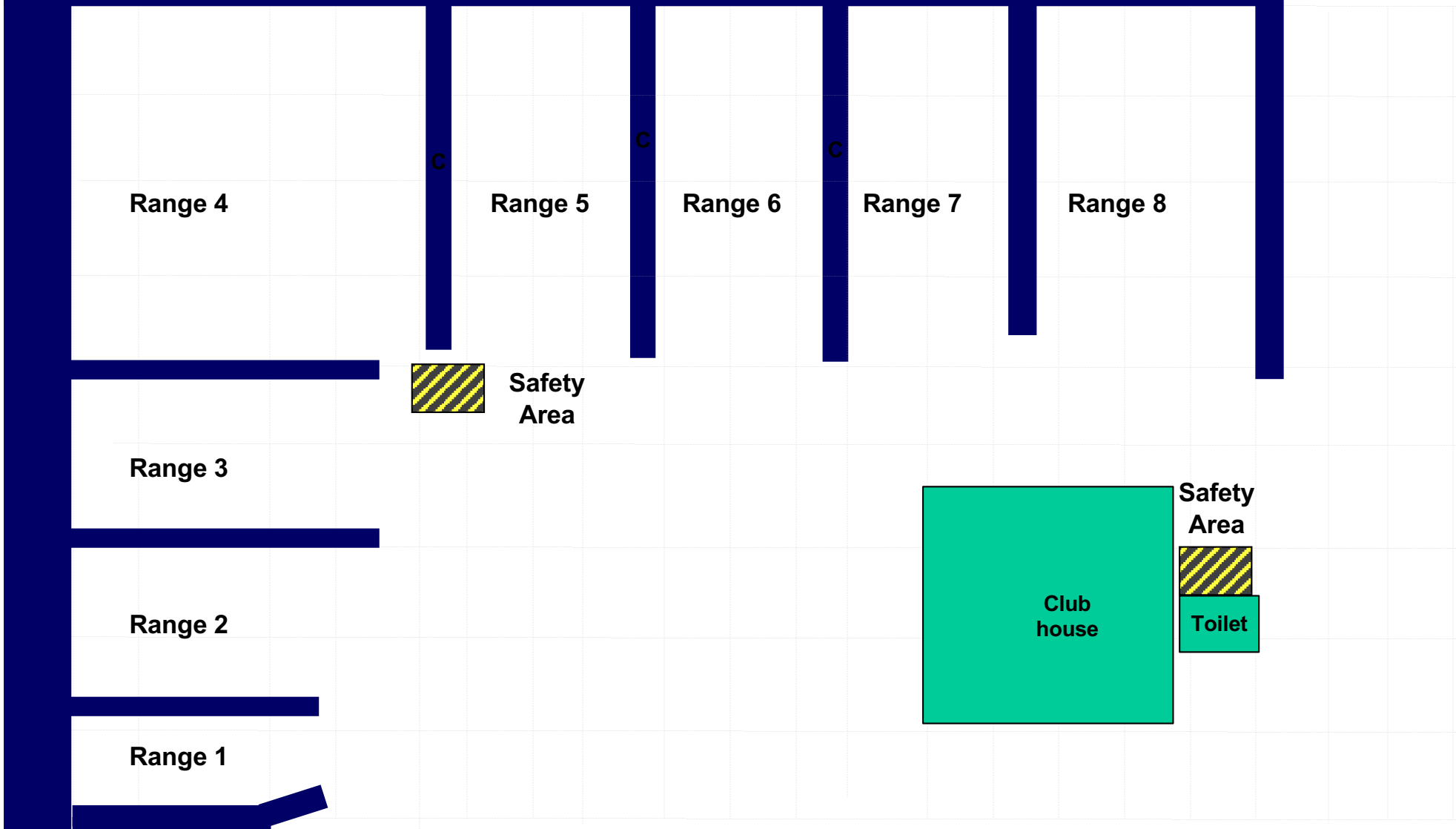
RULES

- The competition will be run according to the current IPSC rules.
- The wearing of eye and ear protection will be required during all stages of the match for participants and spectators
- Additional non shoots or barricades may be added to stages to enhance safety of all competitors and spectators
- Registration takes place from 08:30 to 08:45
- The RO briefing starts at 08:30
- The shooting competition commences 9:00

MATCH DIRECTOR: [Jan Strydom]

ARBITRATORS: Will be appointed on the day


TEKS Shooting Range Layout



- T=IPSC target
- MT=IPSC mini target
- PL= IPSC plate
- P=IPSC popper
- MP=IPSC mini popper
- M=Mover
- Number on paper targets =placement of target or mover

Gate

Parking Area
(OUTSIDE RANGE AREA)



RANGE OFFICER BRIEFING

24	11	0	Yes	0	2	0

Stage 1 Range 1: **Distance:** 3-11 m

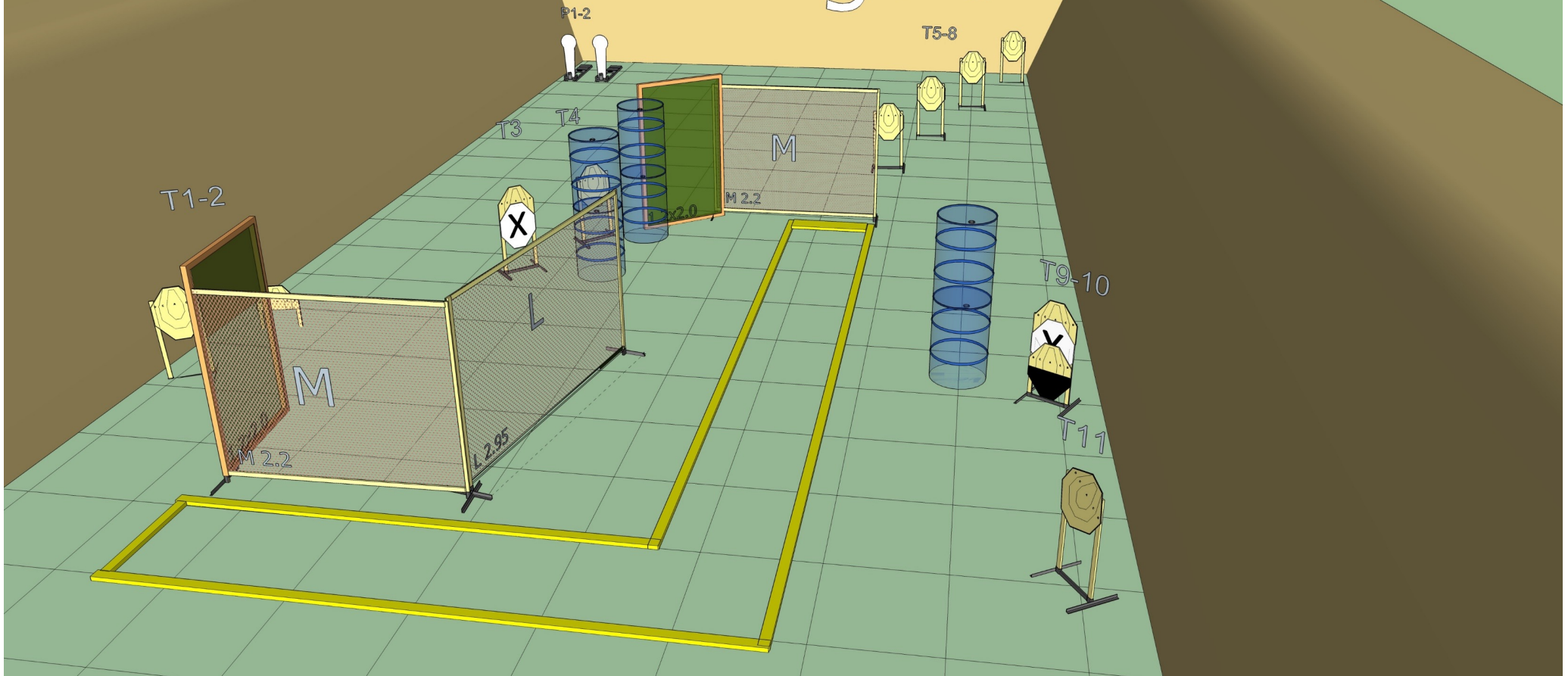
Ready condition: PCC :Option 1

Time starts: Audible Signal

Start position: Heels of both feet touching X

Procedure: On signal engage targets while remaining in the demarcated area.

Range 3



RANGE OFFICER BRIEFING

Stage 2 Range 3:

Distance: 3-15 M

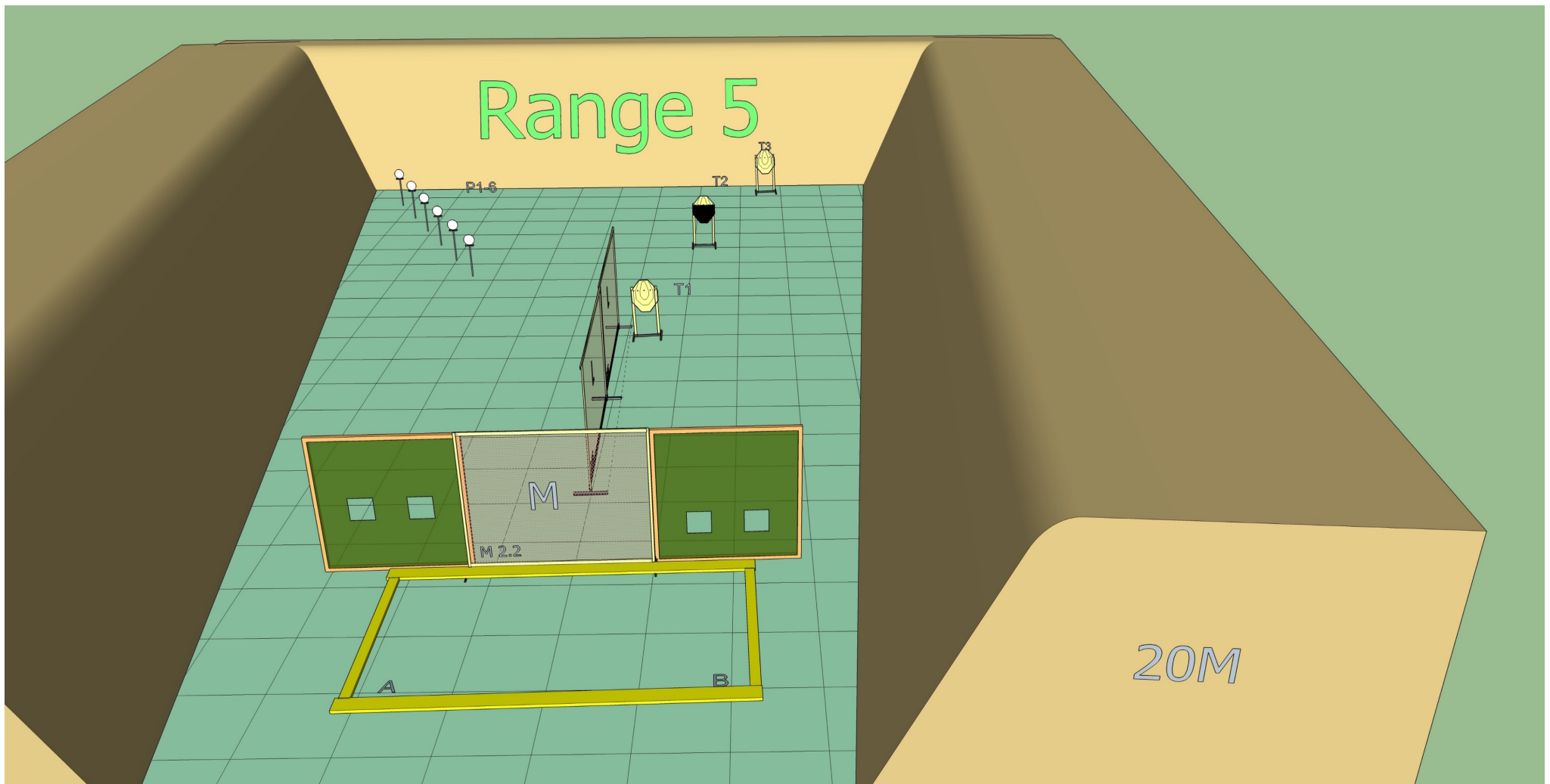
Ready condition : PCC option 1

Time starts: Audible Signal

Start position: Standing anywhere the demarcated area facing downrange

Procedure: On signal engage targets while remaining in the demarcated area

24	11	0	Yes	0	0	2



RANGE OFFICER BRIEFING

12	3	0	No	6	0	0

Stage 3 Range 5:

Distance: M7-16


Ready condition :

:PCC option 1

Time starts: Audible Signal

Start position: Standing both heels touching A or B

Procedure: On signal engage targets while remaining in the demarcated area



RANGE OFFICER BRIEFING

12	5	0	Yes	0	0	2

Stage 4 Range 6:

Distance: 2-12M

Ready condition


PCC Option 2

Time starts: Audible Signal

Start position: Standing anywhere the demarcated area facing downrange

HG: hands above shoulders.

Procedure: On signal engage targets while remaining in the demarcated area.



Stage 5 Range 7:

Distance: 4-11M

Ready condition:

PCC: Option1.

Time starts: Audible Signal

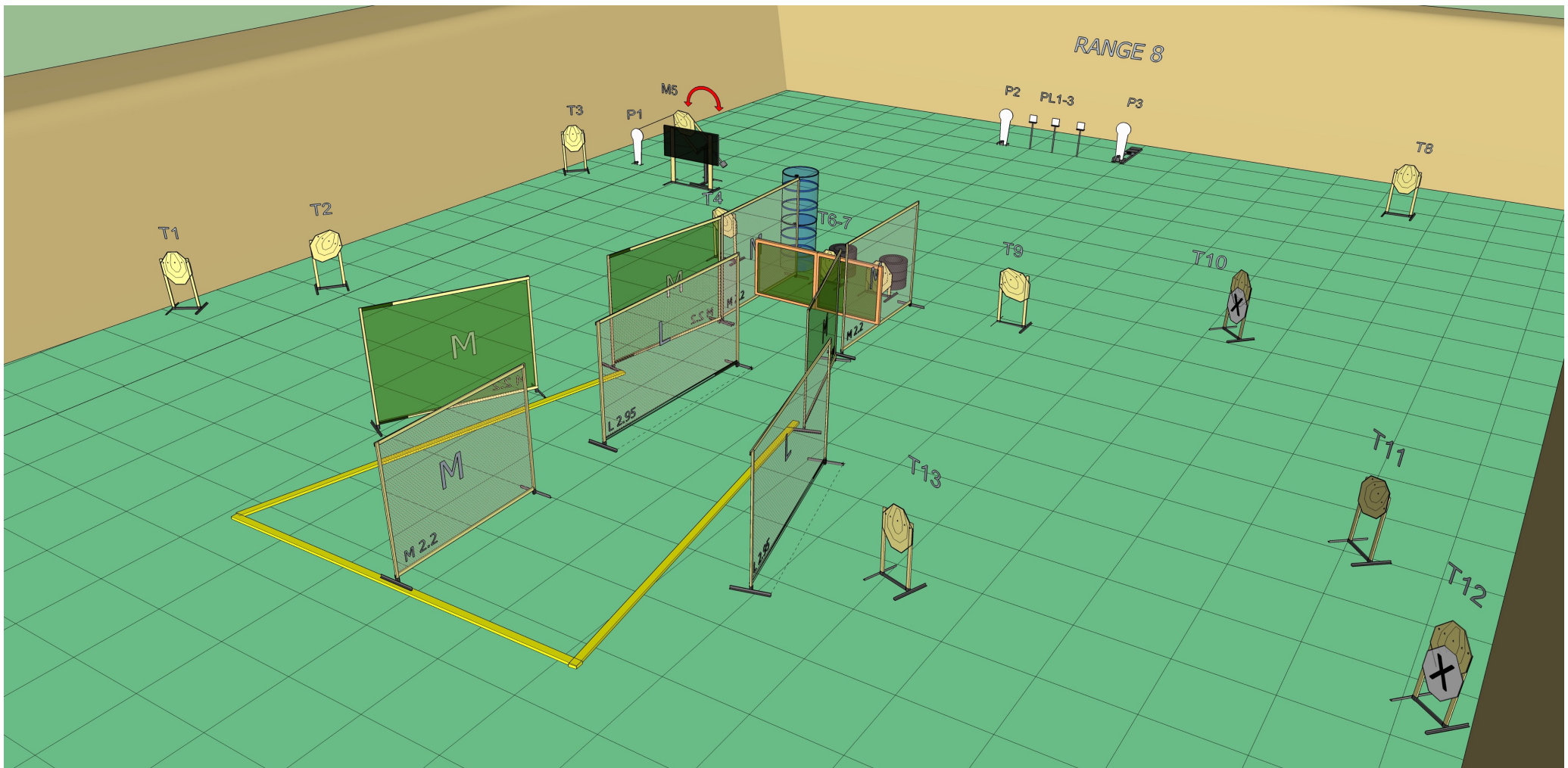
Start position: Standing in the demarcated area facing downrange.

Procedure: On signal engage targets while remaining in the demarcated area.
 HG strong hand only.

P1 will activate M1 it will remain visible

RANGE OFFICER BRIEFING

11	5	0	Yes	0	0	1



Stage 6 Range 8:

Distance: 4-11M

Ready condition:

PCC: Option1.

Time starts: Audible Signal

Start position: Standing in the demarcated area facing downrange.

Procedure: On signal engage targets while remaining in the demarcated area.
P1 will activate M5 it will remain visible

RANGE OFFICER BRIEFING

32	13	0	Yes	3	0	3