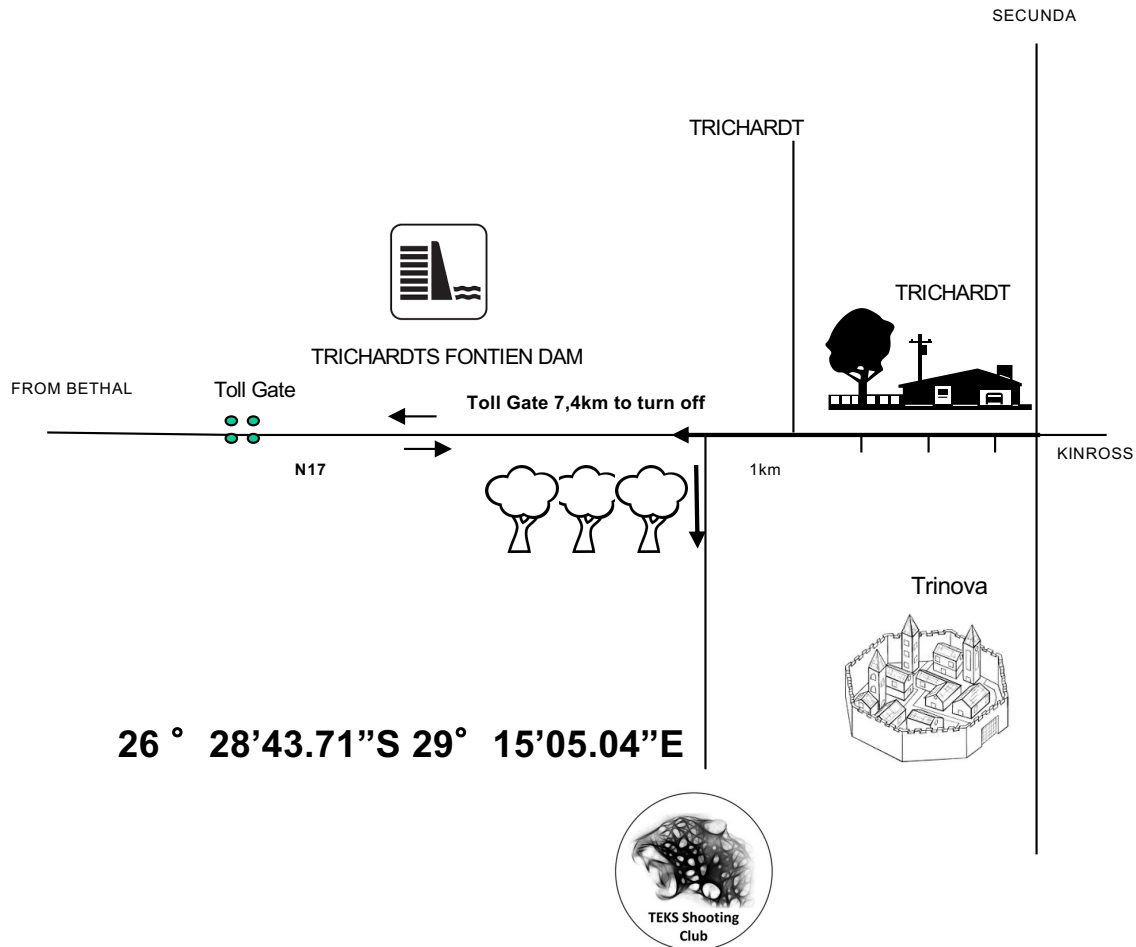


Teks Club shoot

3-4 September 2022

**TEKS Shooting Club
TRICHARDT**

TEKS SHOOTING CLUB



STAGES

Stage	Range	Rounds		
1	1	20		
2	2	20		
3	3	24		
4	4	36		
5	5	16		
6	7	9		
		125		

RULES

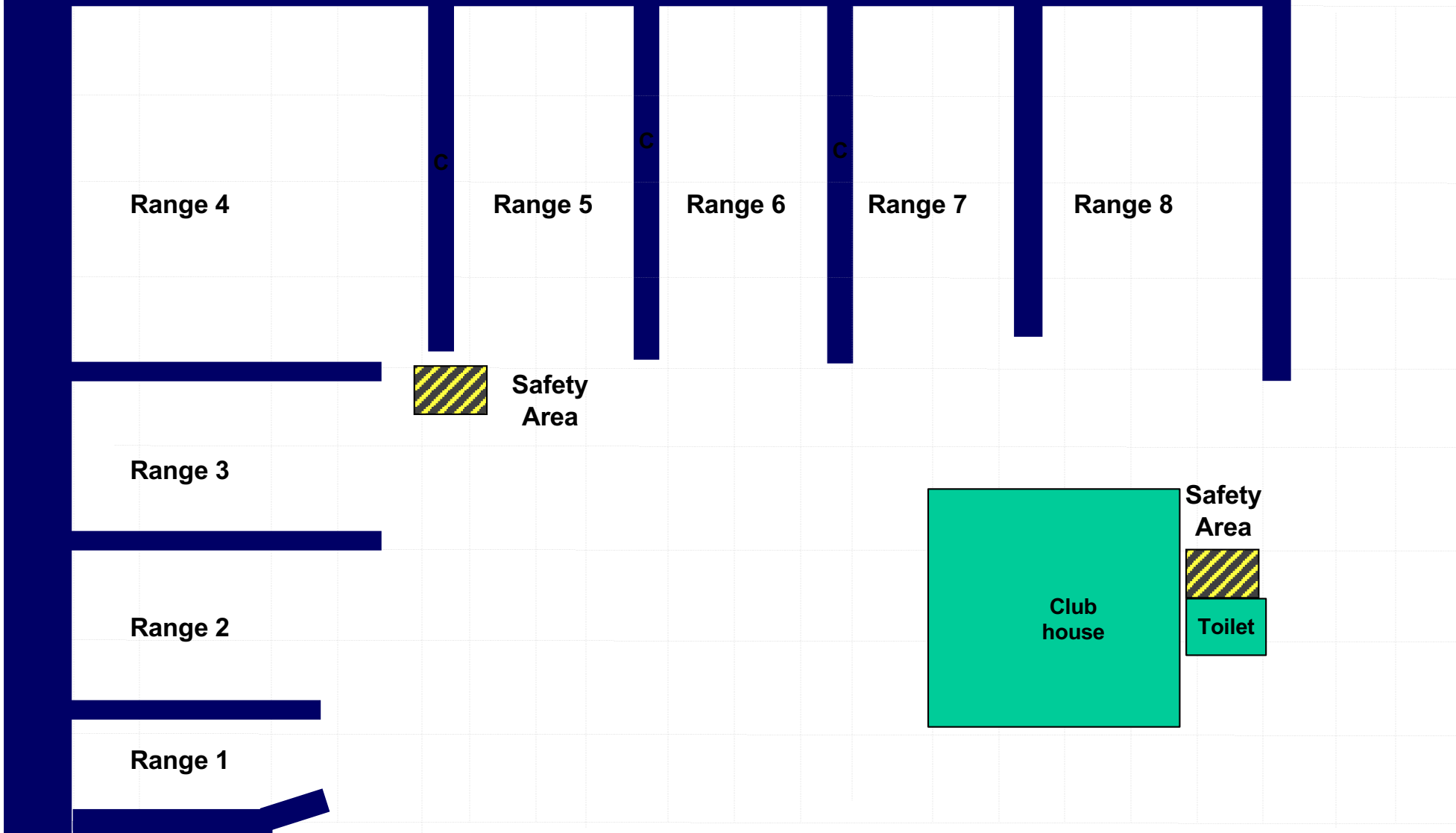
- The competition will be run according to the current IPSC rules.
- The wearing of eye and ear protection will be required during all stages of the match for participants and spectators
- Additional non shoots or barricades may be added to stages to enhance safety of all competitors and spectators
- Registration takes place from 08:30 to 08:45
- The RO briefing starts at 08:30
- The shooting competition commences 9:00

MATCH DIRECTOR: [Jan Strydom]

ARBITRATORS: Will be appointed on the day

RM: [Martin van Zyl]

TEKS Shooting Range Layout



Unloading
Station


Safety
Area



- T=IPSC target
- MT=IPSC mini target
- PL= IPSC plate
- P=IPSC popper
- MP=IPSC mini popper
- M=Mover
- Number on paper targets =placement of target or mover

Gate

Parking Area
(OUTSIDE RANGE AREA)



RANGE OFFICER BRIEFING

20	0	10	Yes	0	0	0

Stage 1 Range 1: **Distance:** 2-13 m

Ready condition: HG unloaded all mags on belt

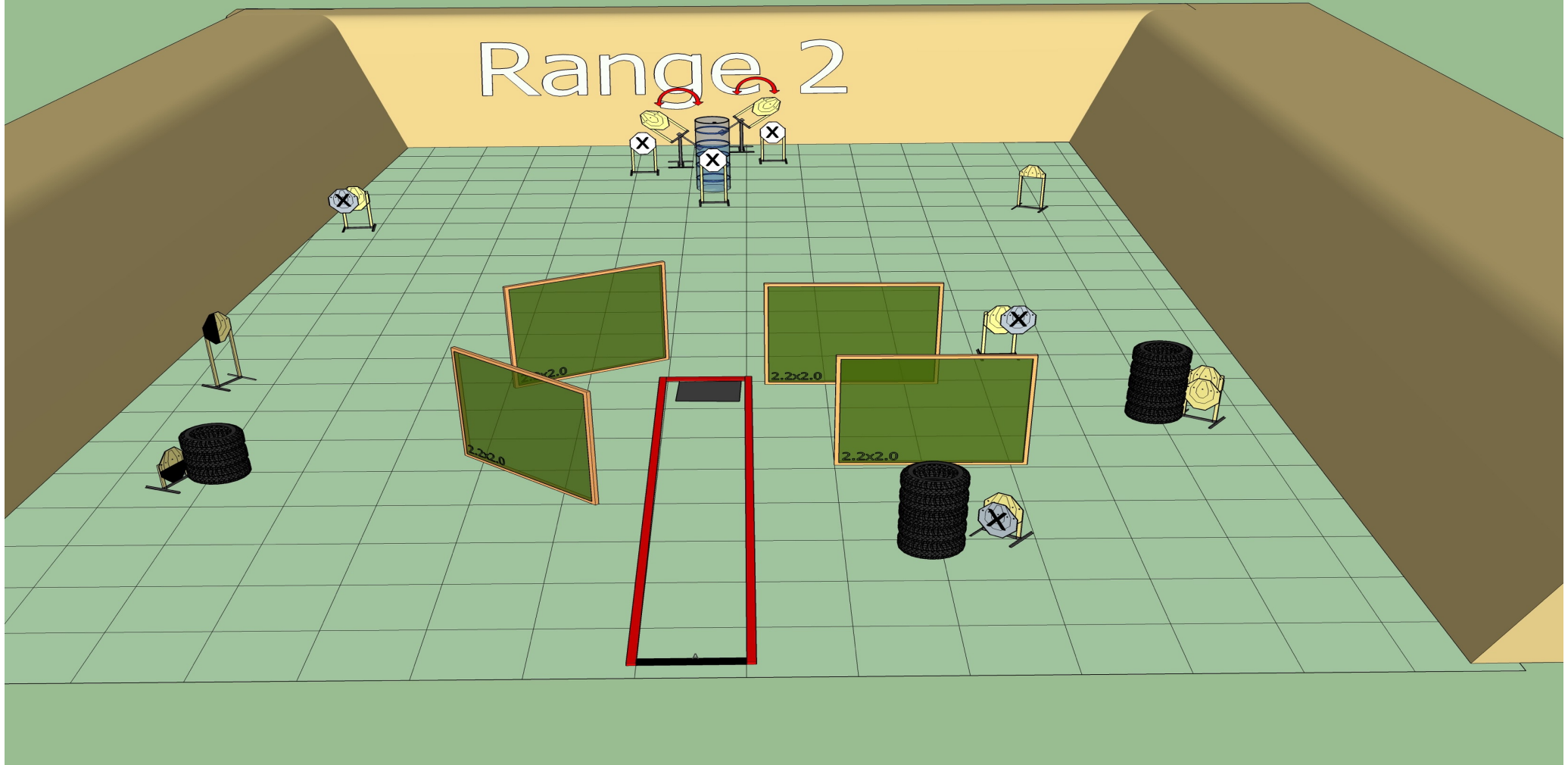
PCC :Option 2 unloaded

Time starts: Audible Signal








Start position: Competitor starts standing anywhere in the demarcated area

Procedure: On signal engage targets while remaining in the demarcated area.

Range 2



RANGE OFFICER BRIEFING

						
20	10	0	Yes	0	0	0

Stage 2 Range 2:

Distance: 5-20m


Ready condition:

PCC :option 1

Time starts: Audible Signal

Start position: Standing both heels touching A

Procedure: On signal engage targets while remaining in the demarcated area. Stepping on Beartrap will activate S4 an S5 they will bote remain visible.



RANGE OFFICER BRIEFING

24	12	0	Yes	0	0	0

Stage 3 Range 3:

Distance: 3-15 M

Ready condition :


PCC option 1

Time starts: Audible Signal








Start position: Competitor starts standing with heels touching B

Procedure: On signal engage targets while remaining in the demarcated area.

Opening the window will activate T12 it will remain visible at rest



RANGE OFFICER BRIEFING

						
36	18	0	No	0	0	0

Stage 4 Range 4:

Distance: 5.30M


Ready condition : HG

PCC :Option 1.

Time starts: Audible Signal

Start position: Competitor starts standing anywhere in the demarcated area

Procedure: On signal engage targets while remaining in the demarcated area.



RANGE OFFICER BRIEFING

16	0	8	Yes	0	0	0

Stage 5 Range 5:

Distance: M6-16


Ready condition :

:PCC option 1

Time starts: Audible Signal

Start position: Standing both toes touching A

Procedure: On signal engage targets while remaining in the demarcated area



RANGE OFFICER BRIEFING

9	4	0	Yes	1	0	0

Stage 6 Range 7:

Distance: 4-10M

Ready condition:

PCC Option 2

Time starts: Audible Signal

Start position: Standing in the demarcated area facing downrange **HG**: hands above shoulders.

Procedure: On signal engage targets while remaining in the demarcated area.