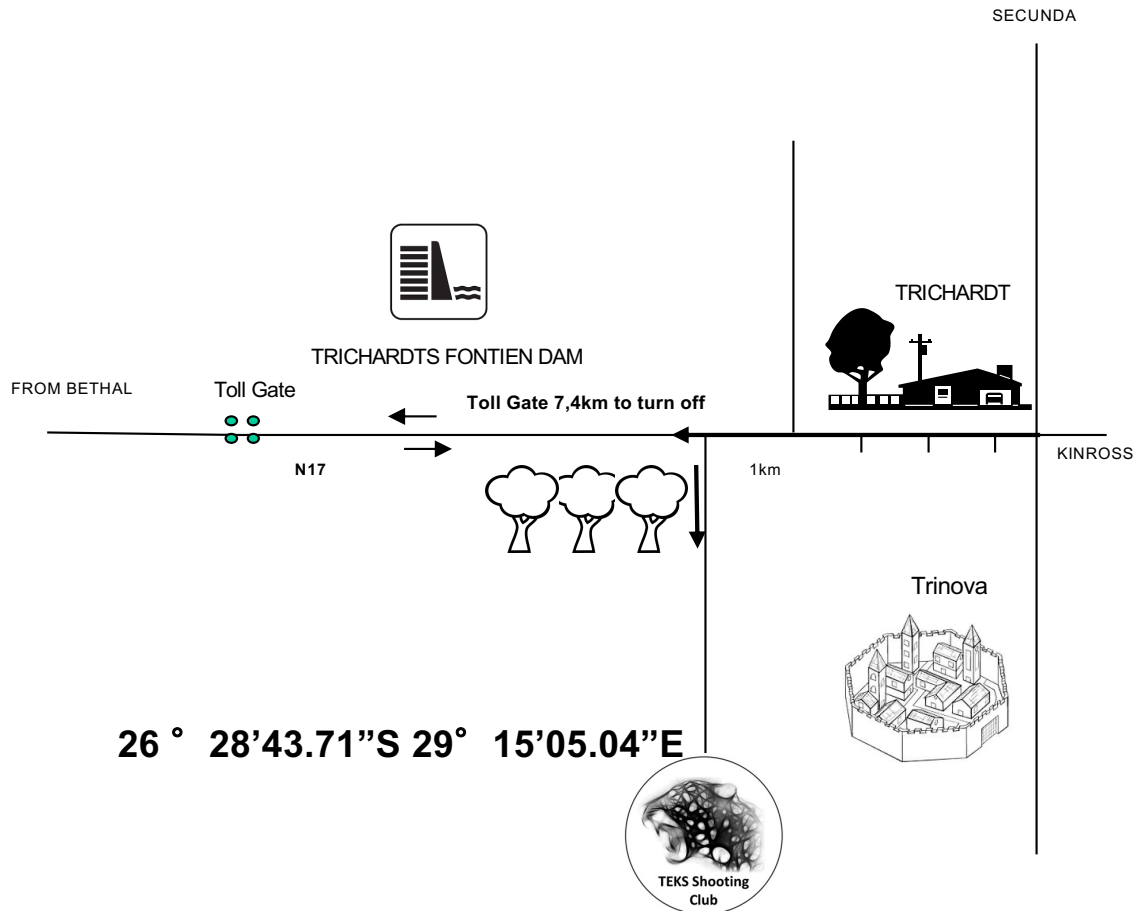


# **Teks Club shoot 3**

**01 - 02 April 2023**

**TEKS Shooting Club  
TRICHARDT**

# TEKS SHOOTING CLUB



## STAGES

Stage	Range	Rounds		
1	1	8		
2	2	24		
3	3	24		
4	4	32		
5	5	12		
6	7	16		
		116		

### RULES

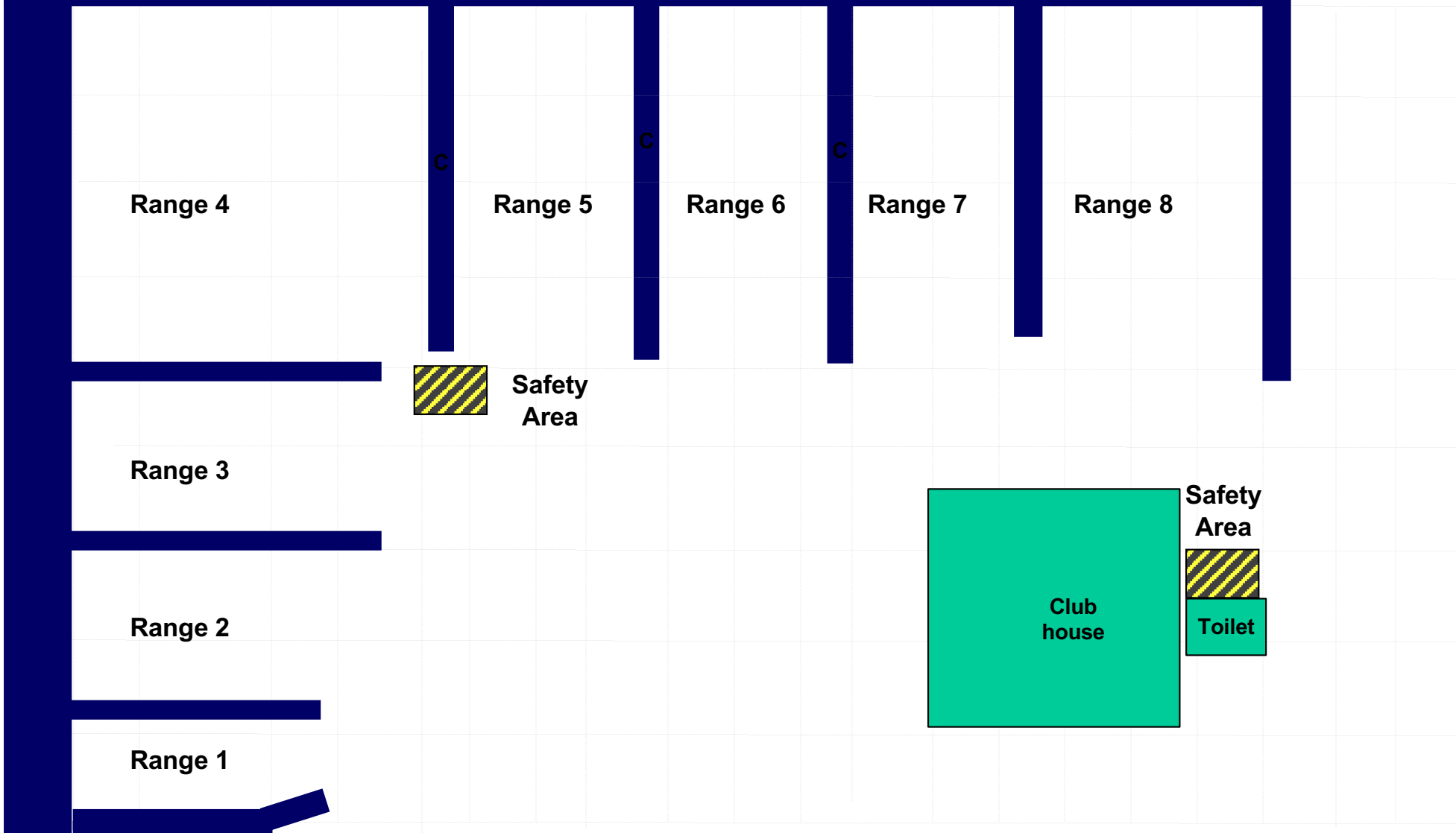
- The competition will be run according to the current IPSC rules.
- The wearing of eye and ear protection will be required during all stages of the match for participants and spectators
- Additional non shoots or barricades may be added to stages to enhance safety of all competitors and spectators
- Registration takes place from 08:30 to 08:45
- The RO briefing starts at 08:30
- The shooting competition commences 09:00

MATCH DIRECTOR: Jan Strydom

ARBITRATORS: Will be appointed on the day

RM: Martin van Zyl

# TEKS Shooting Range Layout



Unloading  
Station


Safety  
Area










Gate

Parking Area  
(OUTSIDE RANGE AREA)

- T=IPSC target
- MT=IPSC mini target
- PL= IPSC plate
- P=IPSC popper
- MP=IPSC mini popper
- M=Mover
- Number on paper targets =placement of target or mover



### RANGE OFFICER BRIEFING

						
8	3	0	No	0	2	0

### Stage 1 Range 1

**Ready condition:**

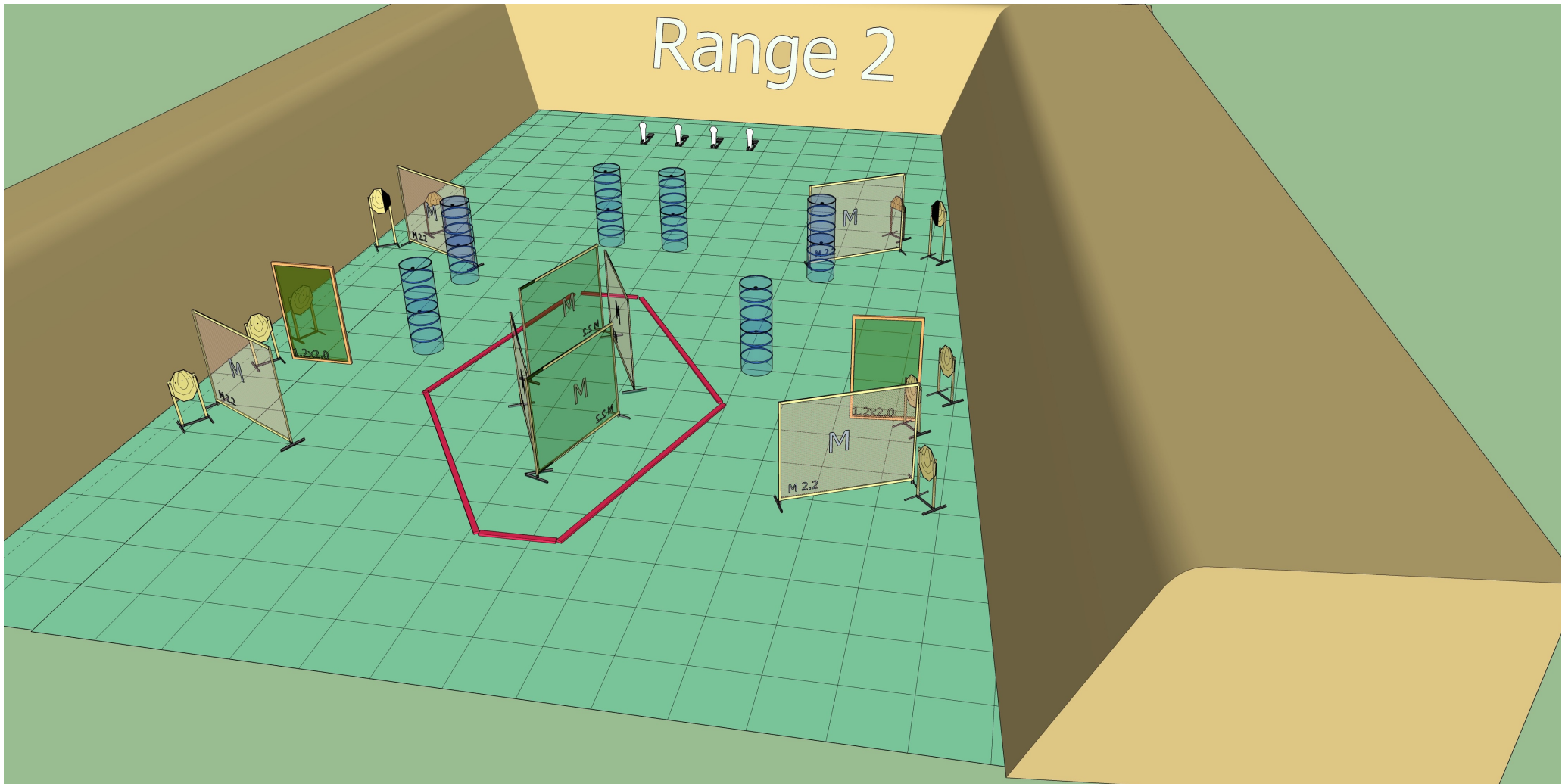
**PCC:** Option 1

**Time starts:** Audible Signal

**Start position:** Standing relaxed facing downrange as demonstrated. No variants of this starting position will be allowed

**Procedure:** On signal engage targets while remaining in the demarcated area. P1 will activate M2 it will remain visible.

# Range 2



## RANGE OFFICER BRIEFING

24	10	0	No	0	4	0

### Stage 2 Range 2

Ready condition:

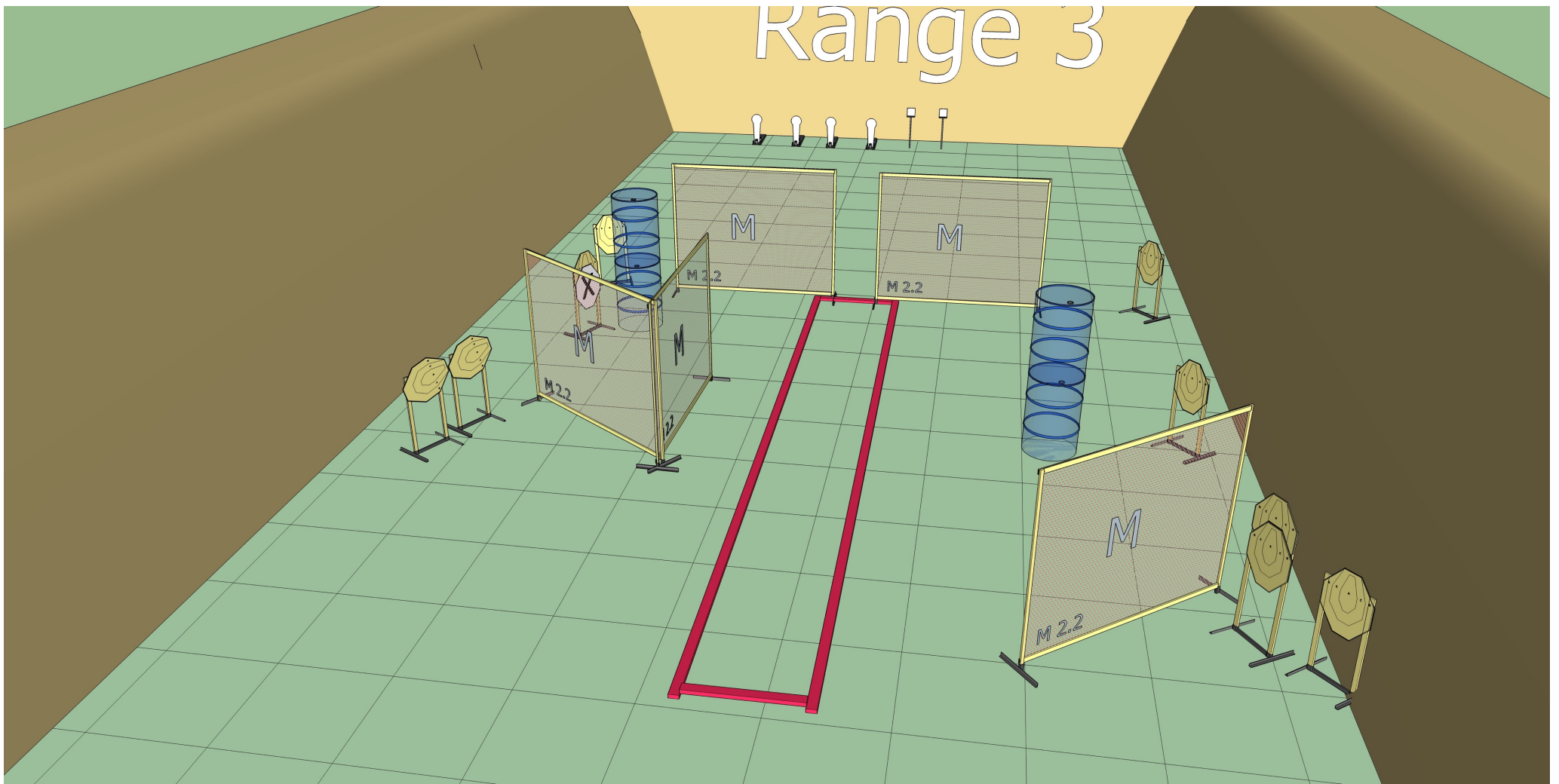
PCC: Option 1.

Time starts: Audible Signal








**Start position:** Standing relaxed anywhere in the demarcated area facing downrange as demonstrated. No variants of this starting position will be allowed.

**Procedure:** On signal engage targets while remaining in the demarcated area.

# Range 3



## RANGE OFFICER BRIEFING

						
24	9	0	Yes	2	0	4

### Stage 3 Range 3:

Ready condition:

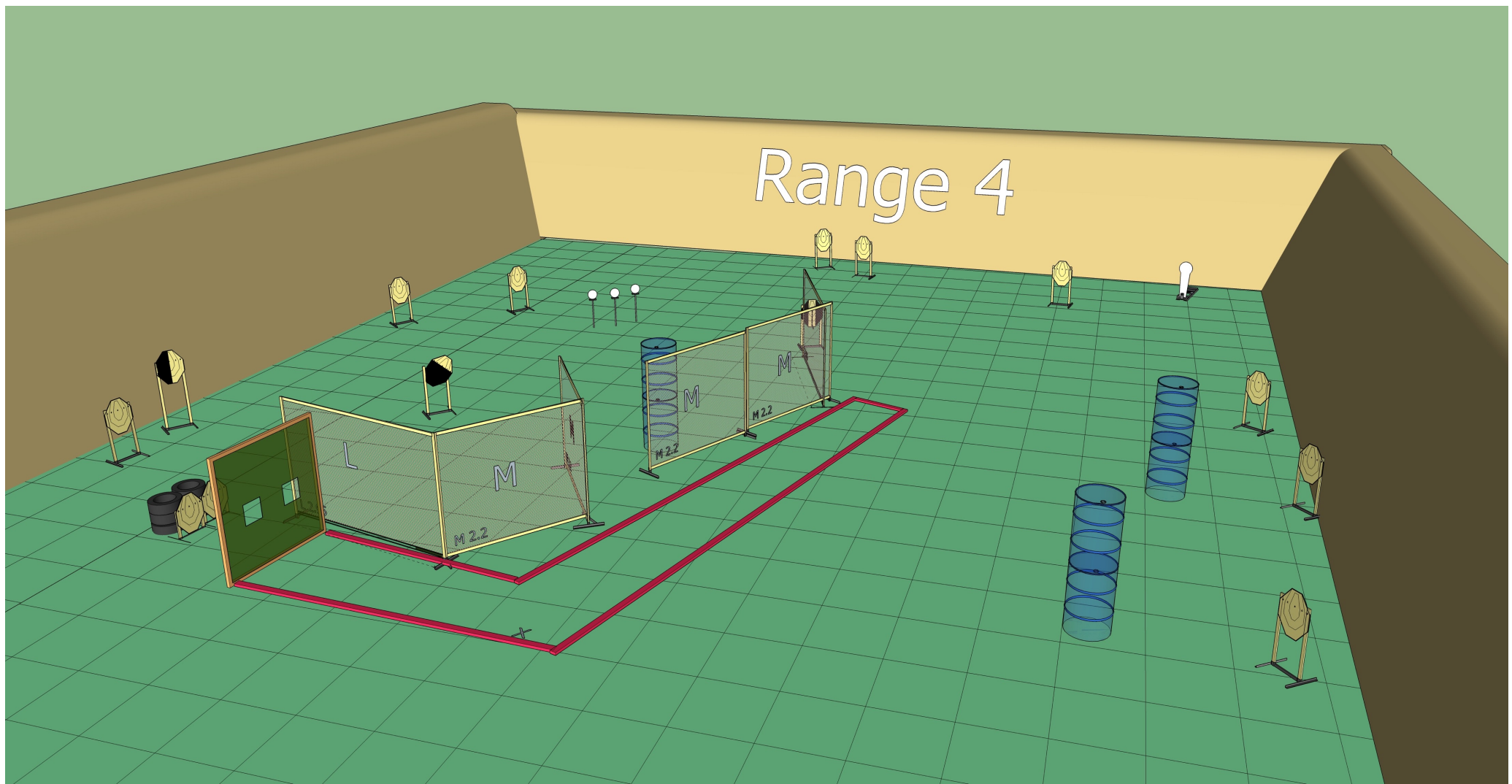
PCC: Option 1

Time starts: Audible Signal

Start position: Standing relaxed facing directly downrange as demonstrated. No variants of this starting position will be allowed

Procedure: On signal engage targets while remaining in the demarcated area





### RANGE OFFICER BRIEFING

32	14	0	No	3	0	1

**Stage 4 Range 4:**

**Distance:** 4-16 M


**Ready condition:**

**PCC:** Option 1

**Time starts:** Audible Signal

**Start position:** Standing relaxed heels touching x facing downrange as demonstrated. No variants of this starting position will be allowed.

**Procedure:** On signal engage targets while remaining in the demarcated area



### RANGE OFFICER BRIEFING

12	6	0	Yes	0	0	0

#### Stage 5 Range 5:

**Ready condition :** Loaded chamber empty


**PCC:** Option 3 *Slide closed*

**Time starts:** Audible Signal

**Start position:** HG hands raised above shoulders Standing anywhere in the demarcated area facing downrange as demonstrated. No variants of this starting position will be allowed.

**Procedure:** On signal engage targets while remaining in the demarcated area





## RANGE OFFICER BRIEFING

### Stage 6 Range 6

**Ready condition:** HG unloaded no mag inserted

**PCC:** Option 3

**Time starts:** Audible Signal

**Start position:** Standing relaxed in the demarcated area facing downrange as demonstrated. No variants of this starting position will be allowed.

**Procedure:** On signal engage all targets reload and reengage while remaining in the demarcated area

16	4	0	No	0	0	0