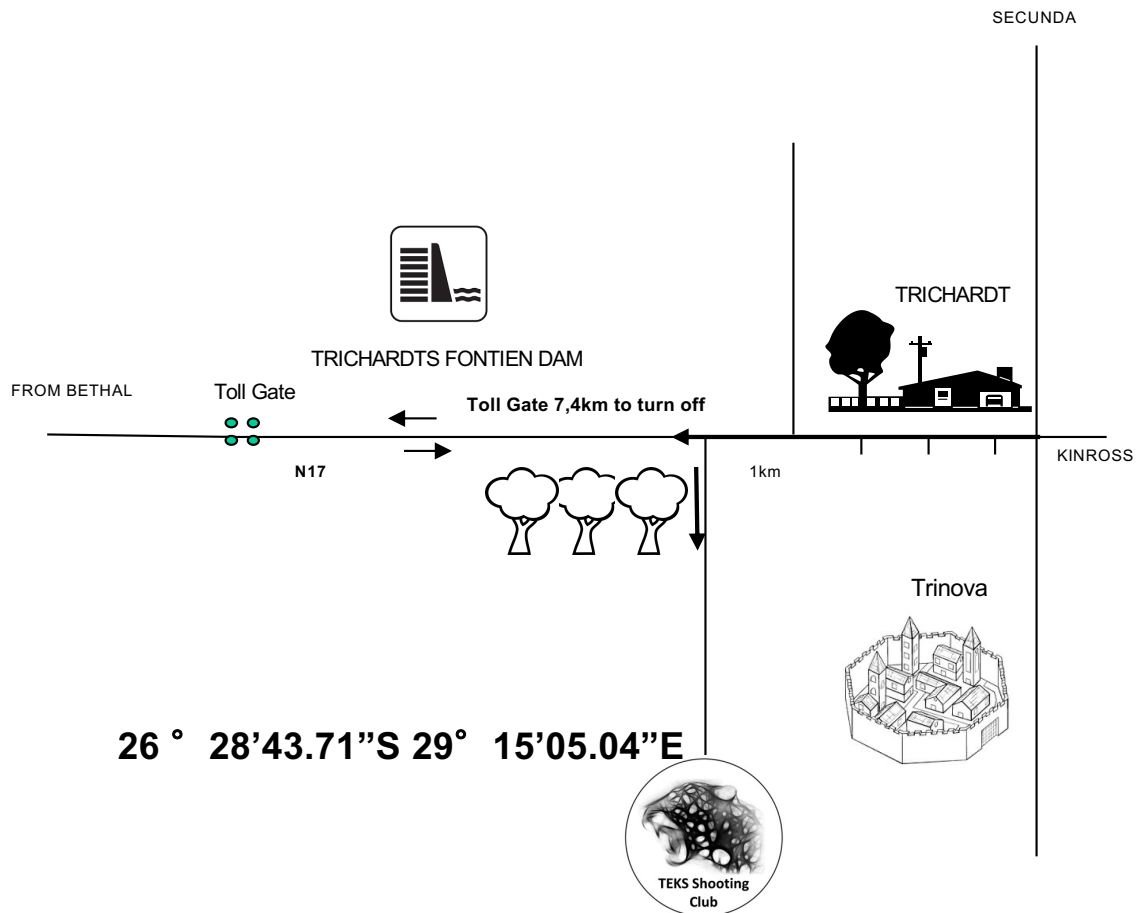


# **Teks Club shoot 6**

**08 - 09 July 2023**

**TEKS Shooting Club  
TRICHARDT**

# TEKS SHOOTING CLUB



## STAGES

Stage	Range	Rounds		
1	1	20		
2	3	25		
3	3	9		
4	4	28		
5	5	9		
6	6	12		
		103		

### RULES

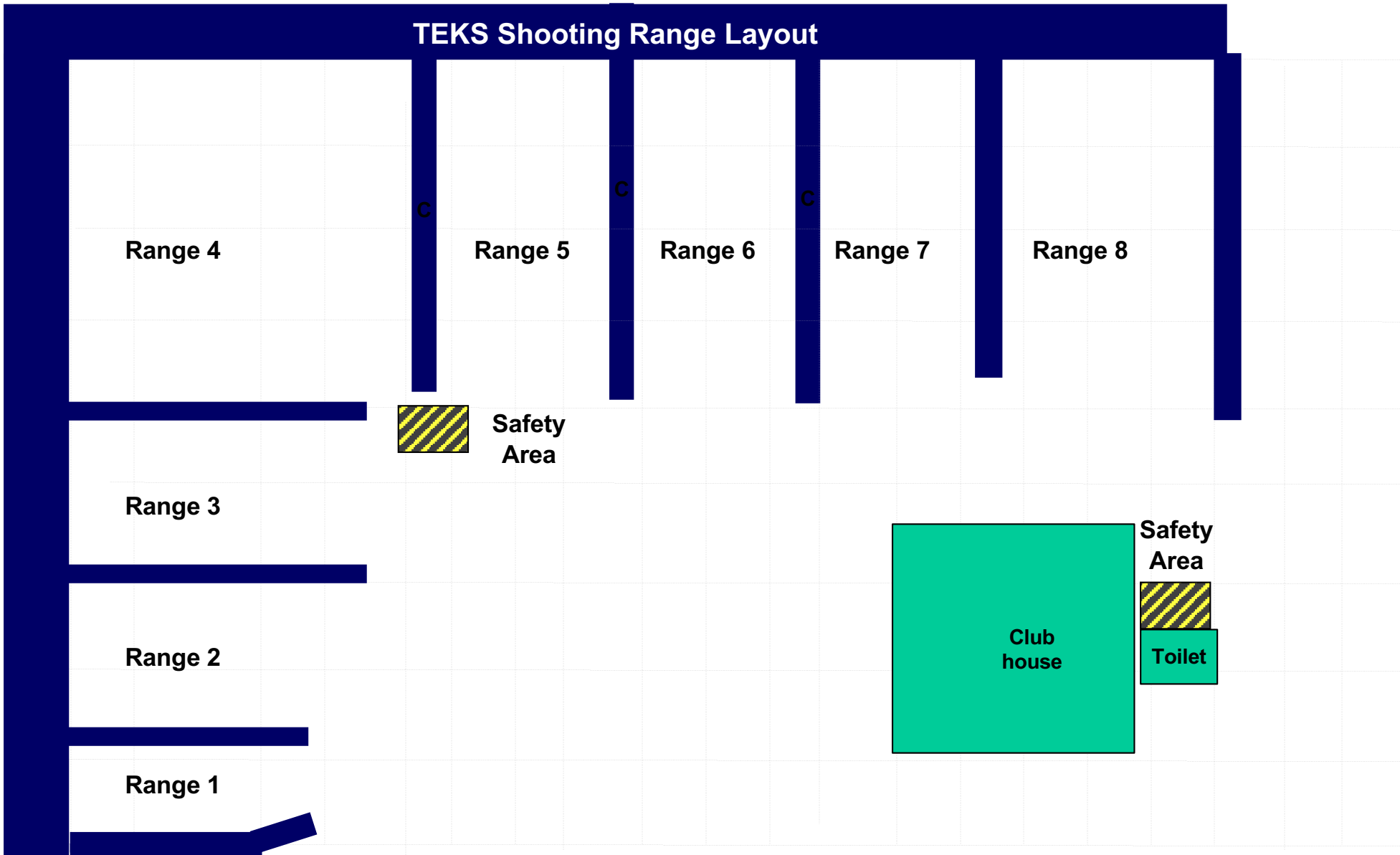
- The competition will be run according to the current IPSC rules.
- The wearing of eye and ear protection will be required during all stages of the match for participants and spectators
- Additional non shoots or barricades may be added to stages to enhance safety of all competitors and spectators
- Registration takes place from 08:30 to 08:45
- The RO briefing starts at 08:30
- The shooting competition commences 09:00

MATCH DIRECTOR: Jan Strydom

ARBITRATORS: Will be appointed on the day

RM: Martin van Zyl

# TEKS Shooting Range Layout



Unloading  
Station

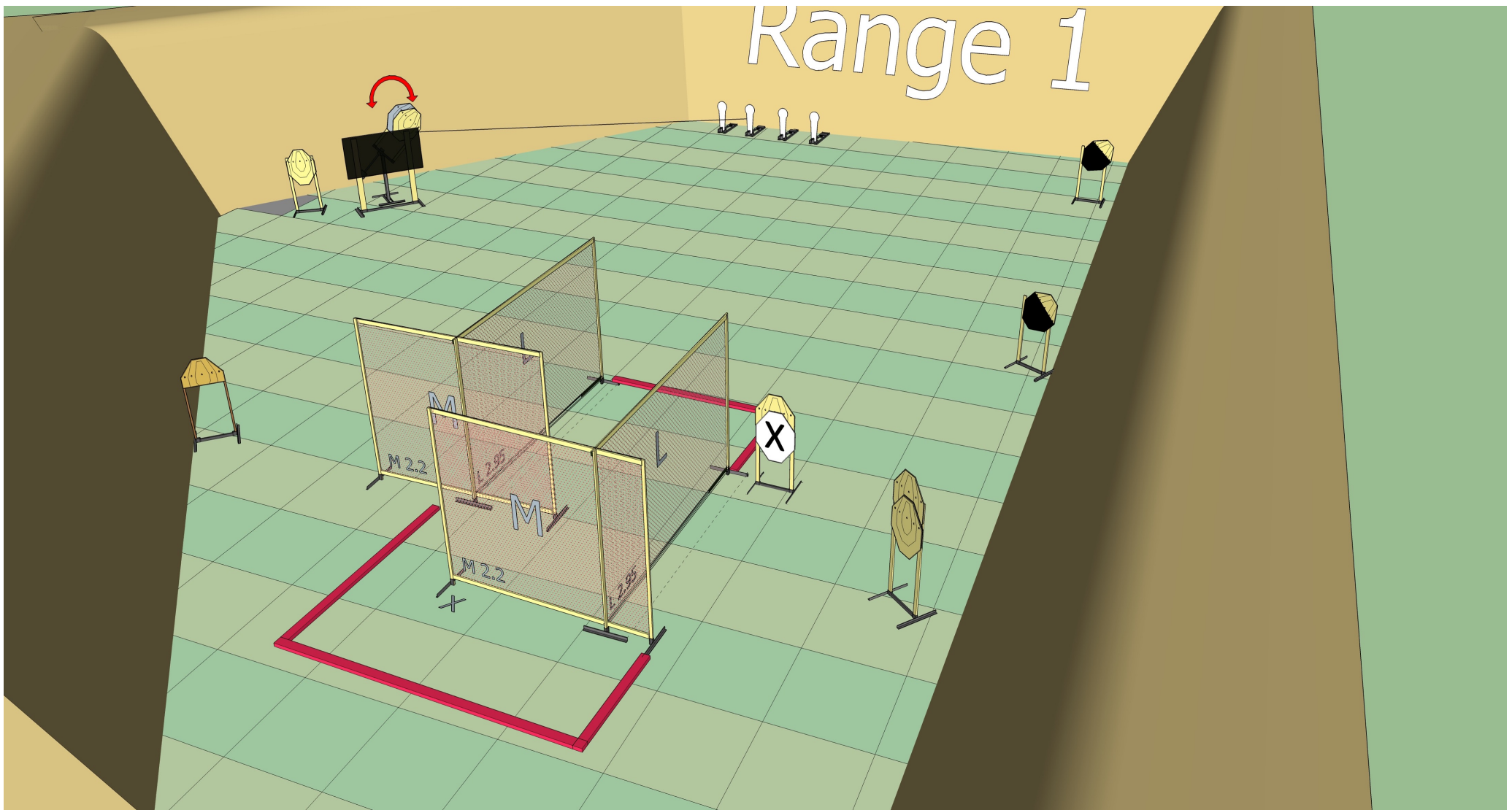
Safety  
Area



Gate

Parking Area  
(OUTSIDE RANGE AREA)

- T=IPSC target
- MT=IPSC mini target
- PL= IPSC plate
- P=IPSC popper
- MP=IPSC mini popper
- M=Mover
- Number on paper targets =placement of target or mover



### RANGE OFFICER BRIEFING

20	8	0	Yes	0	4	0

### Stage 1 Range 1


Ready condition:

PCC: Option 1








Time starts: Audible Signal

Start position: Standing relaxed at X in the demarcated area facing downrange.

Procedure: On signal engage targets while remaining in the demarcated area.



### RANGE OFFICER BRIEFING

						
25	10	0	Yes	2	3	0

### Stage 2 Range 2:


Ready condition:

PCC: Option 1








Time starts: Audible Signal

Start position: Standing anywhere in the demarcated area facing downrange

Procedure: On signal engage targets while remaining in the demarcated area  
Gate will activate mover it will remain visible.



### RANGE OFFICER BRIEFING

						
<b>9</b>	<b>0</b>	<b>4</b>	<b>No</b>	<b>0</b>	<b>0</b>	<b>1</b>

**Stage 3 Range 3:**

**Distance:**

**Ready condition:** Unloaded

**PCC:** Option 3


**Time starts:** Audible Signal

**Start position:** Standing relaxed facing downrange as demonstrated.

**Procedure:** On signal engage targets unsupported while remaining in the demarcated area.



# Range 4



## RANGE OFFICER BRIEFING

### Stage 4 Range 4

Ready condition:

PCC: Option 1

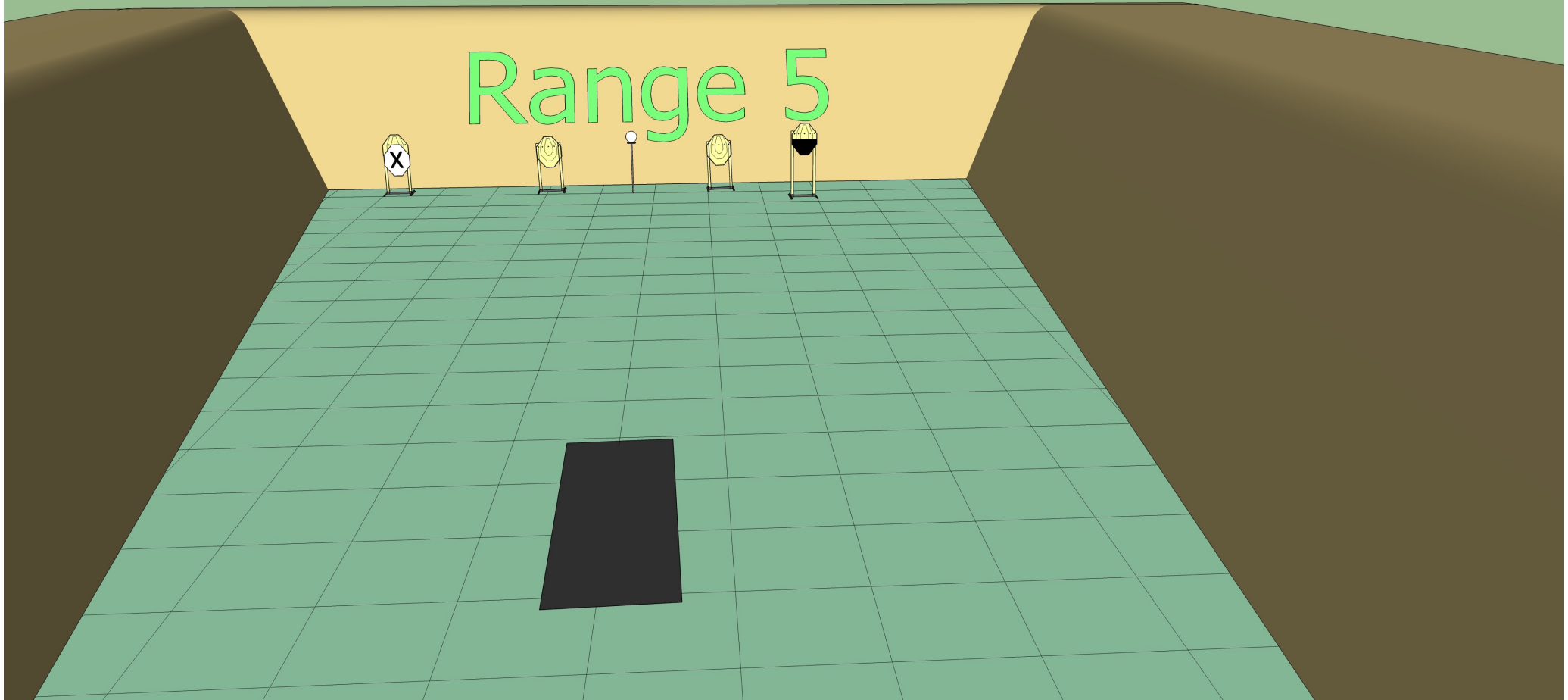
Time starts: Audible Signal

Start position: Toes touching facing downrange

Procedure: On signal engage targets while remaining in the demarcated area

28	14	0	No	0	0	0

# Range 5



## RANGE OFFICER BRIEFING

9	4	0	Yes	1	0	0

### Stage 5 Range 5

**Ready condition HG:** Loaded placed flat on mat as demonstrated


**PCC:** Option 1 Rifle placed flat on mat as demonstrated

**Time starts:** Audible Signal

**Start position:** Lying on the mat hands flat on the mat as demonstrated.

**Procedure:** On signal engage all targets while remaining in the demarcated area





## RANGE OFFICER BRIEFING

12	3	0	No	4	2	0

### Stage 5 Range 5

Ready condition HG

PCC: Option 1

Time starts: Audible Signal

Start position: Standing relaxed facing downrange as demonstrated.

Procedure: On signal engage all targets while remaining in the demarcated area

