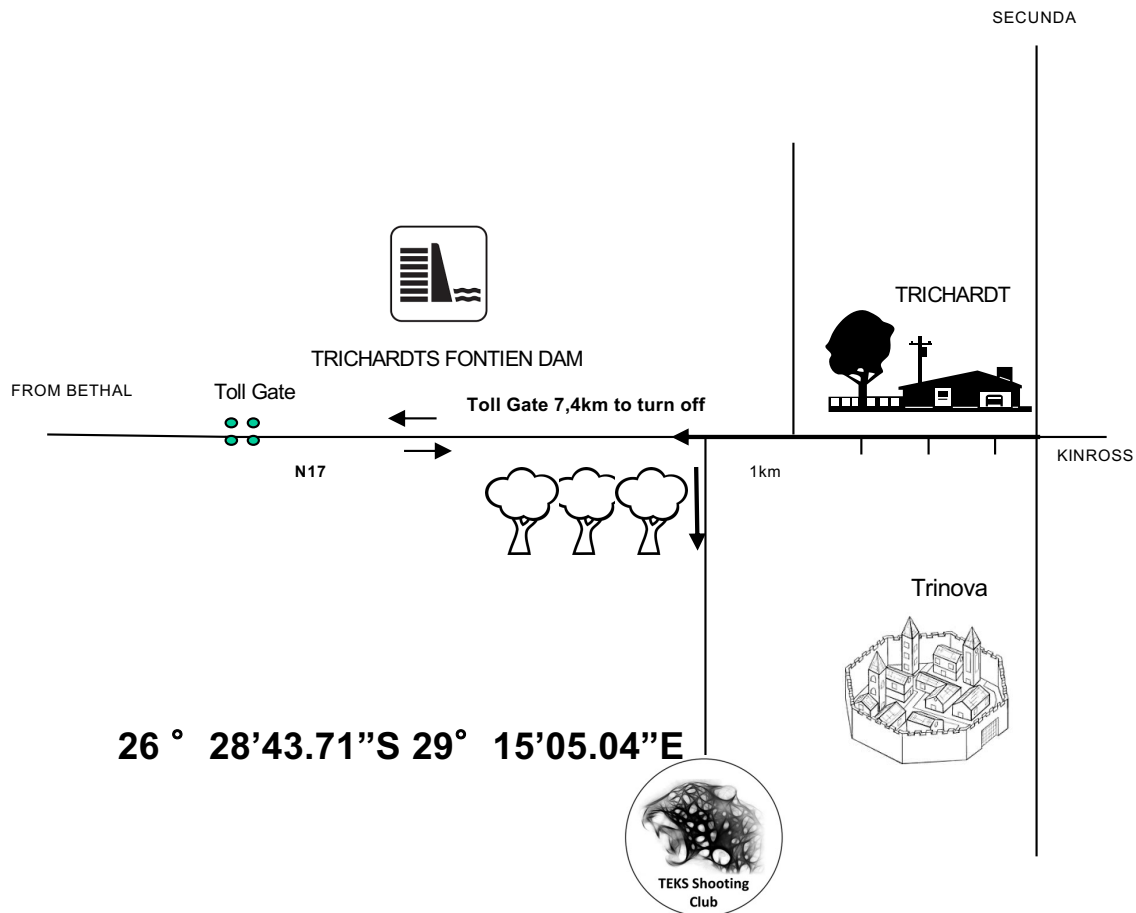


# **Teks Club shoot 1**

**27 - 28 Jan 2024**

**TEKS Shooting Club  
TRICHARDT**

# TEKS SHOOTING CLUB



## STAGES

Stage	Range	Rounds		
1	2	30		
2	3	12		
3	4	31		
4	5	20		
5	7	9		
6	8	20		
		122		

### RULES

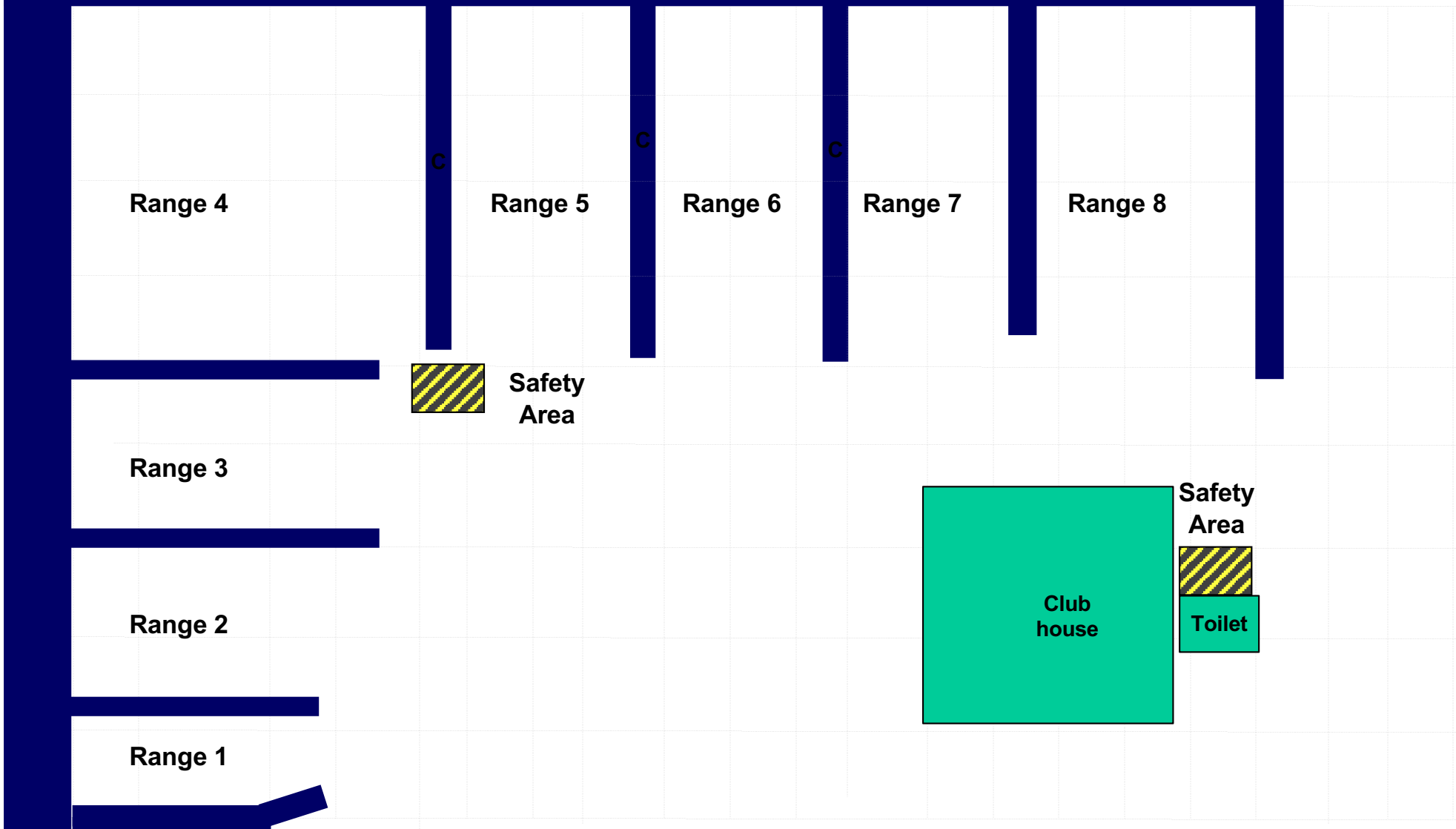
- The competition will be run according to the current IPSC rules.
- The wearing of eye and ear protection will be required during all stages of the match for participants and spectators
- Additional non shoots or barricades may be added to stages to enhance safety of all competitors and spectators
- Registration takes place from 08:30 to 08:45
- The RO briefing starts at 08:30
- The shooting competition commences 09:00

MATCH DIRECTOR: Jan Strydom

ARBITRATORS: Will be appointed on the day

RM: Martin van Zyl

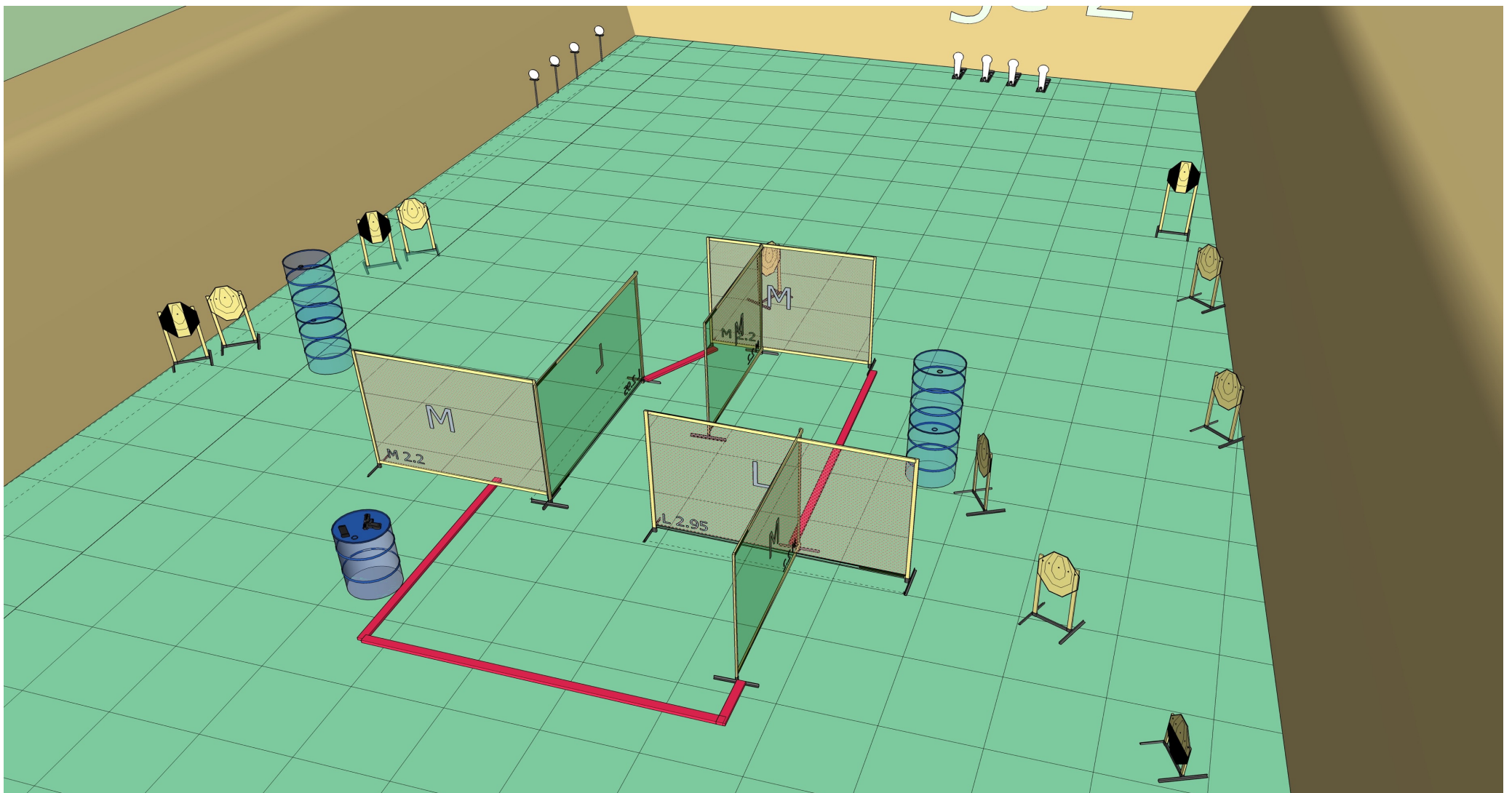
# TEKS Shooting Range Layout



- T=IPSC target
- MT=IPSC mini target
- PL= IPSC plate
- P=IPSC popper
- MP=IPSC mini popper
- M=Mover
- Number on paper targets =placement of target or mover

Gate

Parking Area  
(OUTSIDE RANGE AREA)



### RANGE OFFICER BRIEFING

30	11	0	No	4	4	0

### Stage 1 Range 2


**Ready condition:** Firearm unloaded placed on drum with all mags

**PCC:** Option 3 placed on drum with all mags








**Time starts:** Audible Signal

**Start position:** Standing relaxed in the demarcated area facing downrange.

**Procedure:** On signal engage targets while remaining in the demarcated area



### RANGE OFFICER BRIEFING

						
12	6	0	Yes	0	0	0

### Stage 2 Range 3:


Ready condition:

PCC: Option 1

Time starts: Audible Signal

Start position: Standing anywhere in the demarcated area facing downrange.

Procedure: On signal engage targets while remaining in the demarcated area



## RANGE OFFICER BRIEFING

31	14	0	Yes	0	0	3

### Stage 3 Range 4:

Ready condition:

PCC: Option 2


Time starts: Audible Signal

**Start position:** Standing relaxed toes touching X, HG palms above shoulders facing downrange as demonstrated.








**Procedure:** On signal engage targets while remaining in the demarcated area.

P 1 will activate mover T4 that will stay visible.

# Range 5



## RANGE OFFICER BRIEFING

						
20	9	0	No	2	0	0

### Stage 4 Range 5

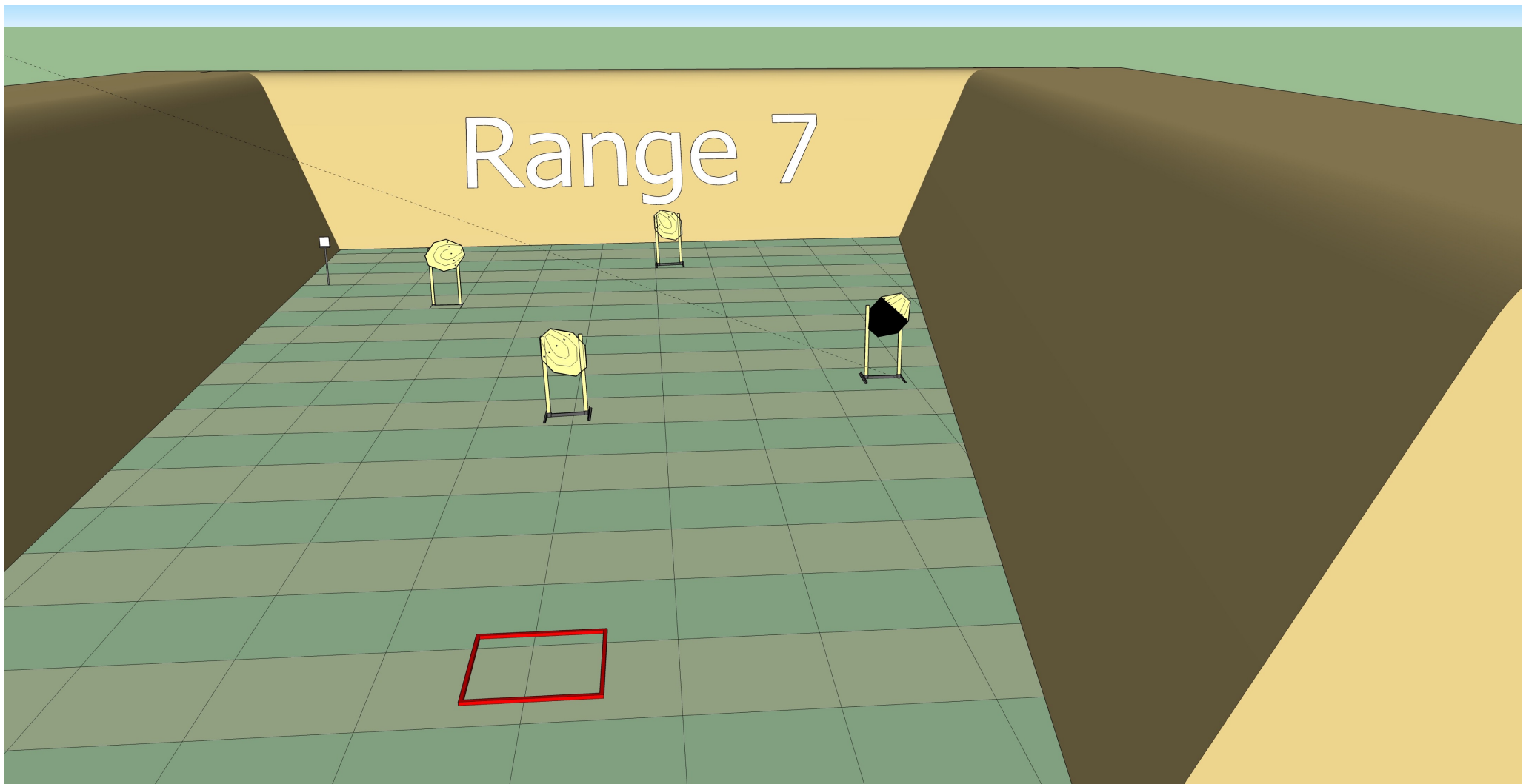
**Ready condition:**

**PCC:** Option 1








**Time starts:** Audible Signal

**Start position:** Standing relaxed toes touching X facing downrange.

**Procedure:** On signal engage targets while remaining in the demarcated area.



### RANGE OFFICER BRIEFING

						
<b>9</b>	<b>4</b>	<b>0</b>	<b>No</b>	<b>1</b>	<b>0</b>	<b>0</b>

### Stage 5 Range 7

Ready condition HG:

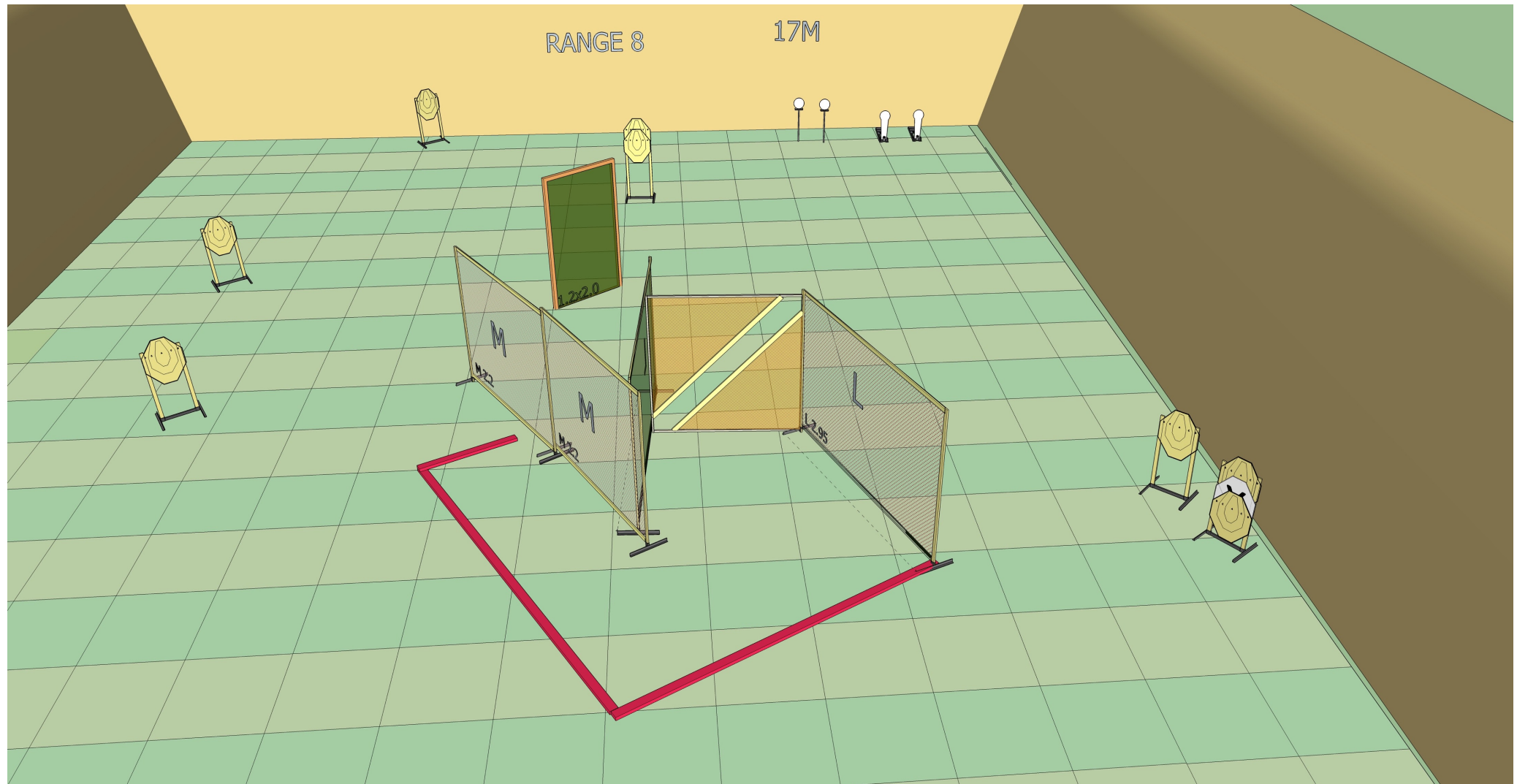
PCC: Option 2

Time starts: Audible Signal

Start position: Standing in the demarcated area facing downrange

Procedure: On signal engage all targets while remaining in the demarcated area





## RANGE OFFICER BRIEFING

### Stage 6 Range 8

Ready condition HG loaded chamber empty

PCC: Option 2

Time starts: Audible Signal

Start position: Standing anywhere in the demarcated area facing downrange

Procedure: On signal engage all targets while remaining in the demarcated area

20	8	0	Yes	2	2	0