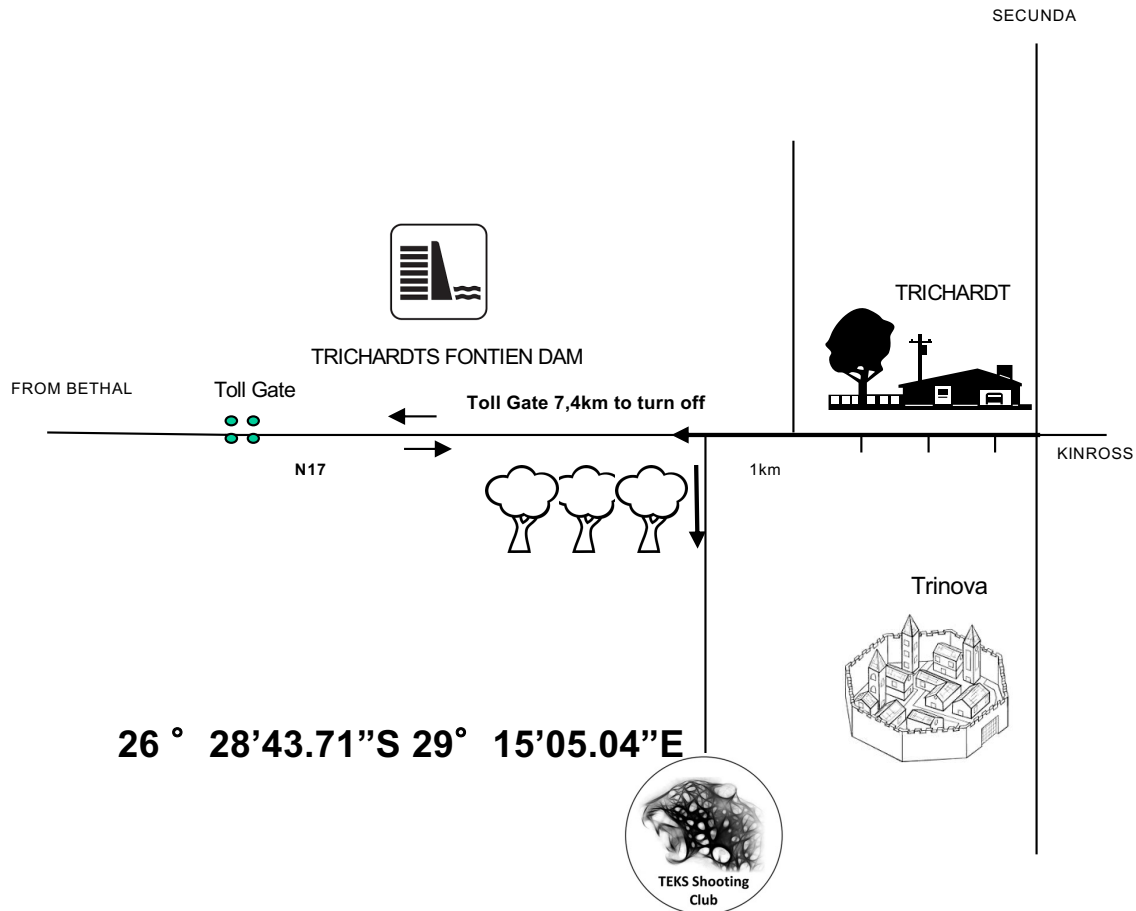


Teks Club shoot 2

4 - 5 March 2023

**TEKS Shooting Club
TRICHARDT**

TEKS SHOOTING CLUB



STAGES

| Stage | Range | Rounds | | |
|-------|-------|--------|--|--|
| 1 | 1 | 12 | | |
| 2 | 2 | 21 | | |
| 3 | 3 | 12 | | |
| 4 | 4 | 32 | | |
| 5 | 7 | 9 | | |
| 6 | 8 | 29 | | |
| | | 115 | | |
| | | | | |
| | | | | |
| | | | | |
| | | | | |
| | | | | |

RULES

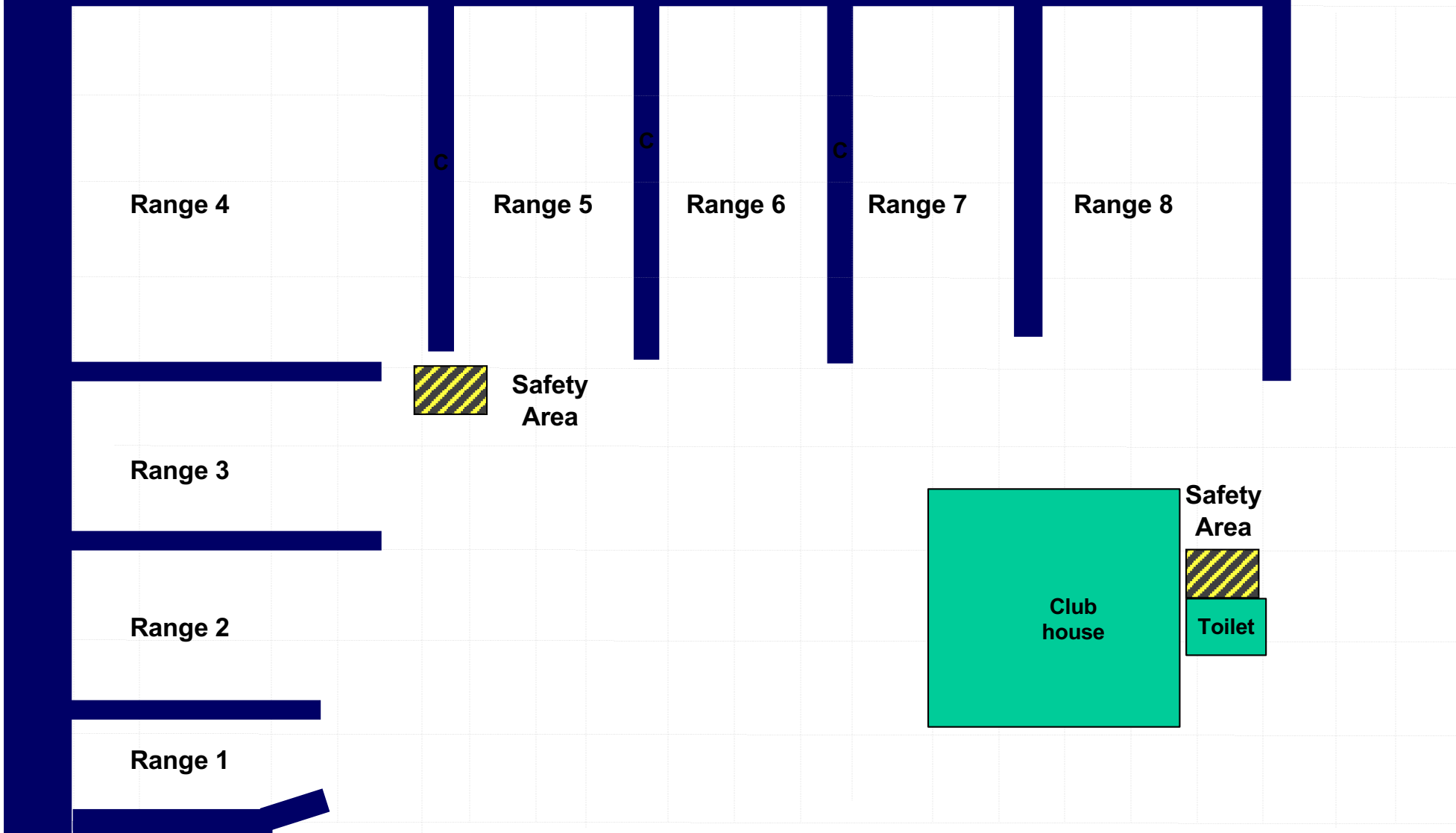
- The competition will be run according to the current IPSC rules.
- The wearing of eye and ear protection will be required during all stages of the match for participants and spectators
- Additional non shoots or barricades may be added to stages to enhance safety of all competitors and spectators
- Registration takes place from 08:30 to 08:45
- The RO briefing starts at 08:30
- The shooting competition commences 09:00

MATCH DIRECTOR: Jan Strydom

ARBITRATORS: Will be appointed on the day

RM: Martin van Zyl

TEKS Shooting Range Layout



Unloading
Station


Safety
Area



- T=IPSC target
- MT=IPSC mini target
- PL= IPSC plate
- P=IPSC popper
- MP=IPSC mini popper
- M=Mover
- Number on paper targets =placement of target or mover

Gate

Parking Area
(OUTSIDE RANGE AREA)



Stage 1 Range 1

Ready condition:








PCC: Option 1

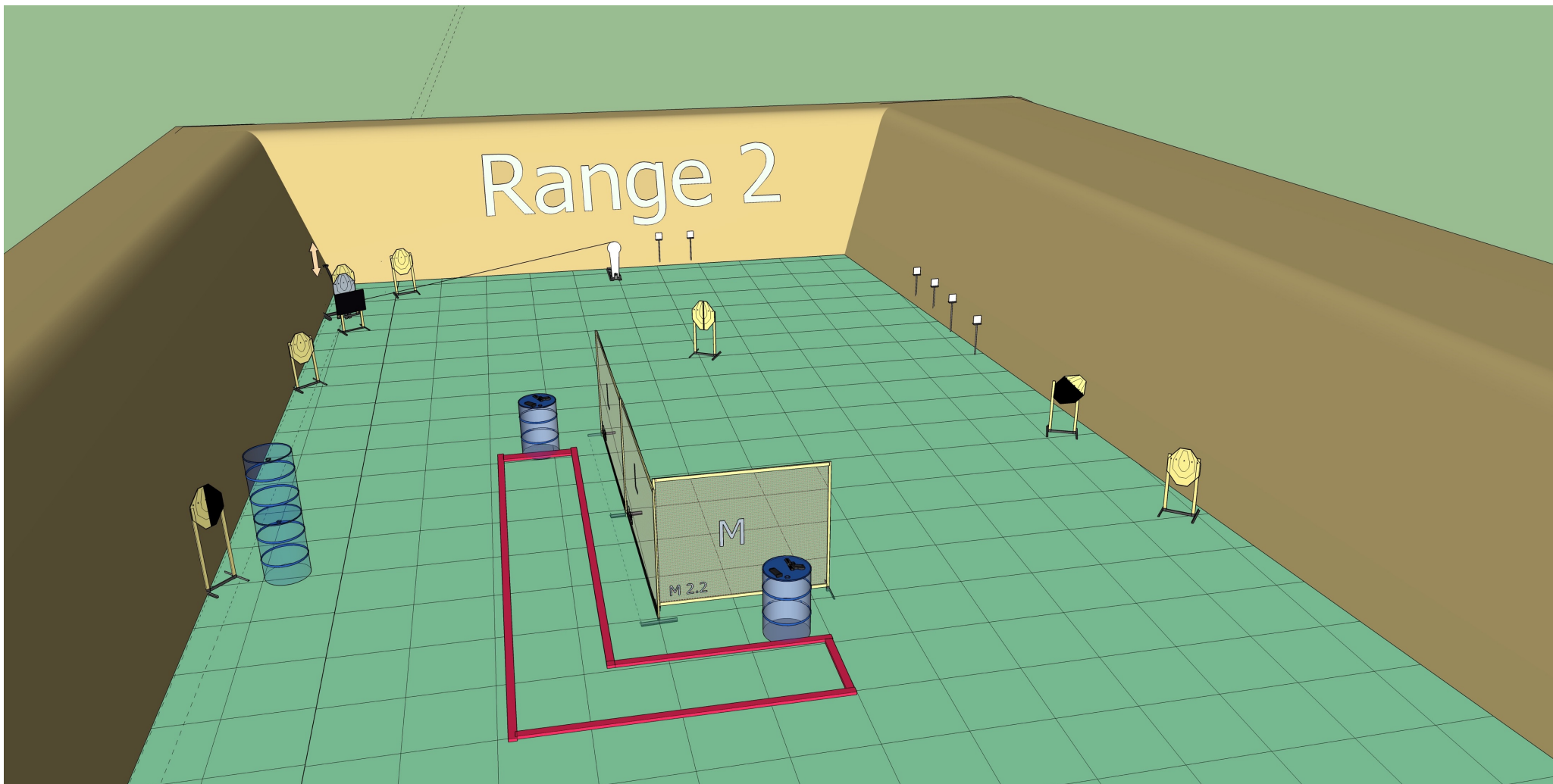
Time starts: Audible Signal

Start position: Toes touching X Standing relaxed facing directly downrange as demonstrated. No variants of this starting position will be allowed

Procedure: On signal engage targets while remaining in the demarcated area. P1 will activate M3 it will remain visible.

RANGE OFFICER BRIEFING

| | | | | | | |
|---|---|---|---|---|---|---|
|  |  |  |  |  |  |  |
| 12 | 5 | 0 | Yes | 0 | 0 | 2 |



Stage 2 Range 2

Distance: 3-14m

Ready condition: Gun unloaded no mag inserted placed on drum A or B magazines on either drum or both.

PCC: Option 3. Slide closed. Gun on rack A or B magazines on either drum or both.


Time starts: Audible Signal

Start position: Standing anywhere in the demarcated area facing directly downrange as demonstrated. No variants of this starting position will be allowed.

Procedure: On signal engage targets while remaining in the demarcated area. P1 will activate M3 it will remain visible

RANGE OFFICER BRIEFING

| | | | | | | |
|----|---|---|-----|---|---|---|
| | | | | | | |
| 21 | 7 | 0 | Yes | 6 | 0 | 1 |



RANGE OFFICER BRIEFING

Stage 3 Range 3:

Distance: 6-16 M

Ready condition:

PCC: Option 1

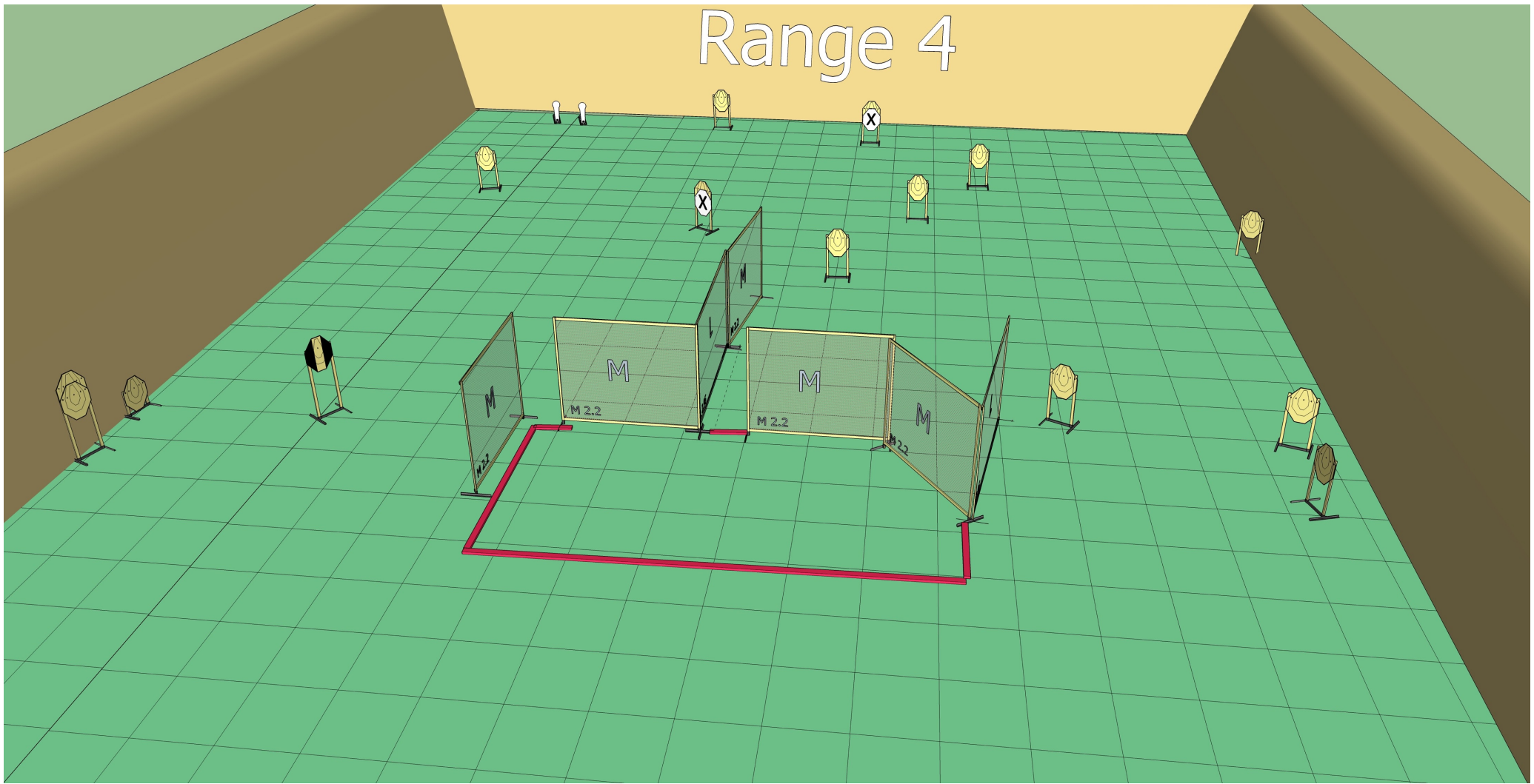
Time starts: Audible Signal

Start position: Standing relaxed both heels touching X facing directly downrange as demonstrated. No variants of this starting position will be allowed

Procedure: On signal engage targets while remaining in the demarcated area

| | | | | | | |
|----|---|---|-----|---|---|---|
| | | | | | | |
| 12 | 0 | 6 | Yes | 0 | 0 | 0 |

Range 4



RANGE OFFICER BRIEFING

| | | | | | | |
|----|----|---|-----|---|---|---|
| | | | | | | |
| 32 | 15 | 0 | Yes | 0 | 2 | 0 |

Stage 4 Range 4:

Distance: 4-16 M


Ready condition:

PCC: Option 1

Time starts: Audible Signal

Start position: Standing anywhere in the demarcated area facing directly downrange as demonstrated. No variants of this starting position will be allowed.

Procedure: On signal engage targets while remaining in the demarcated area



RANGE OFFICER BRIEFING

Stage 5 Range 7:

Distance: 3-10m

Ready condition :


PCC: Option 2

Time starts: Audible Signal

Start position: Standing anywhere in the demarcated area facing directly downrange as demonstrated. No variants of this starting position will be allowed.

Procedure: On signal engage targets while remaining in the demarcated area

| | | | | | | |
|---|---|---|-----|---|---|---|
| | | | | | | |
| 9 | 4 | 0 | Yes | 1 | 0 | 0 |



RANGE OFFICER BRIEFING

Stage 6 Range 8

Distance: 6m-12 m

Ready condition:

PCC: Option 1

Time starts: Audible Signal

Start position: Standing anywhere in the demarcated area facing directly downrange as demonstrated. No variants of this starting position will be allowed.

Procedure: On signal engage targets while remaining in the demarcated area

| | | | | | | |
|----|----|---|----|---|---|---|
| | | | | | | |
| 29 | 12 | 0 | No | 2 | 3 | 0 |