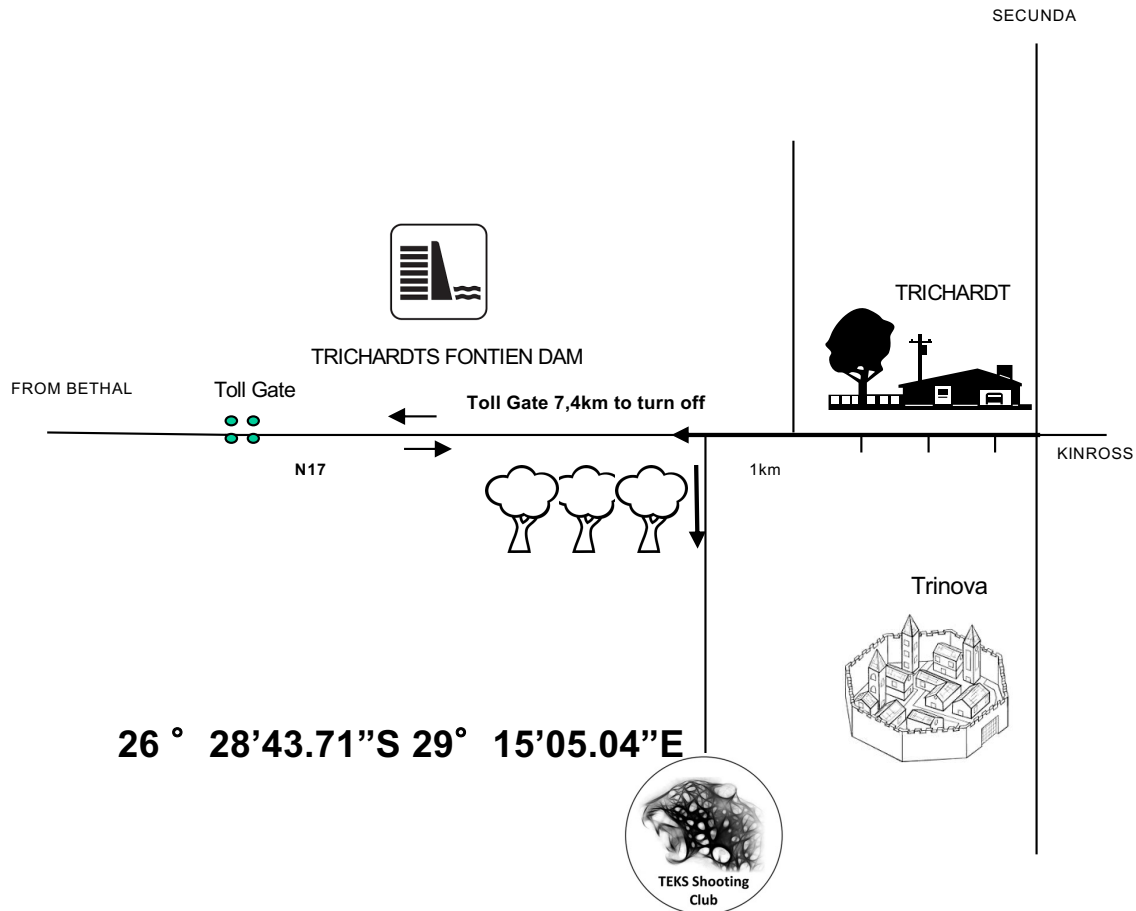


# **Teks Club shoot 5 Day/Night**

**03 June 2023**

**TEKS Shooting Club  
TRICHARDT**

# TEKS SHOOTING CLUB



## STAGES

Stage	Range	Rounds	Night	Day
1	1	20		20
2	2	16	16	16
3	3	22	22	
4	4	31		31
5	5	12	12	12
6	6	21	21	21
			71	100

### RULES

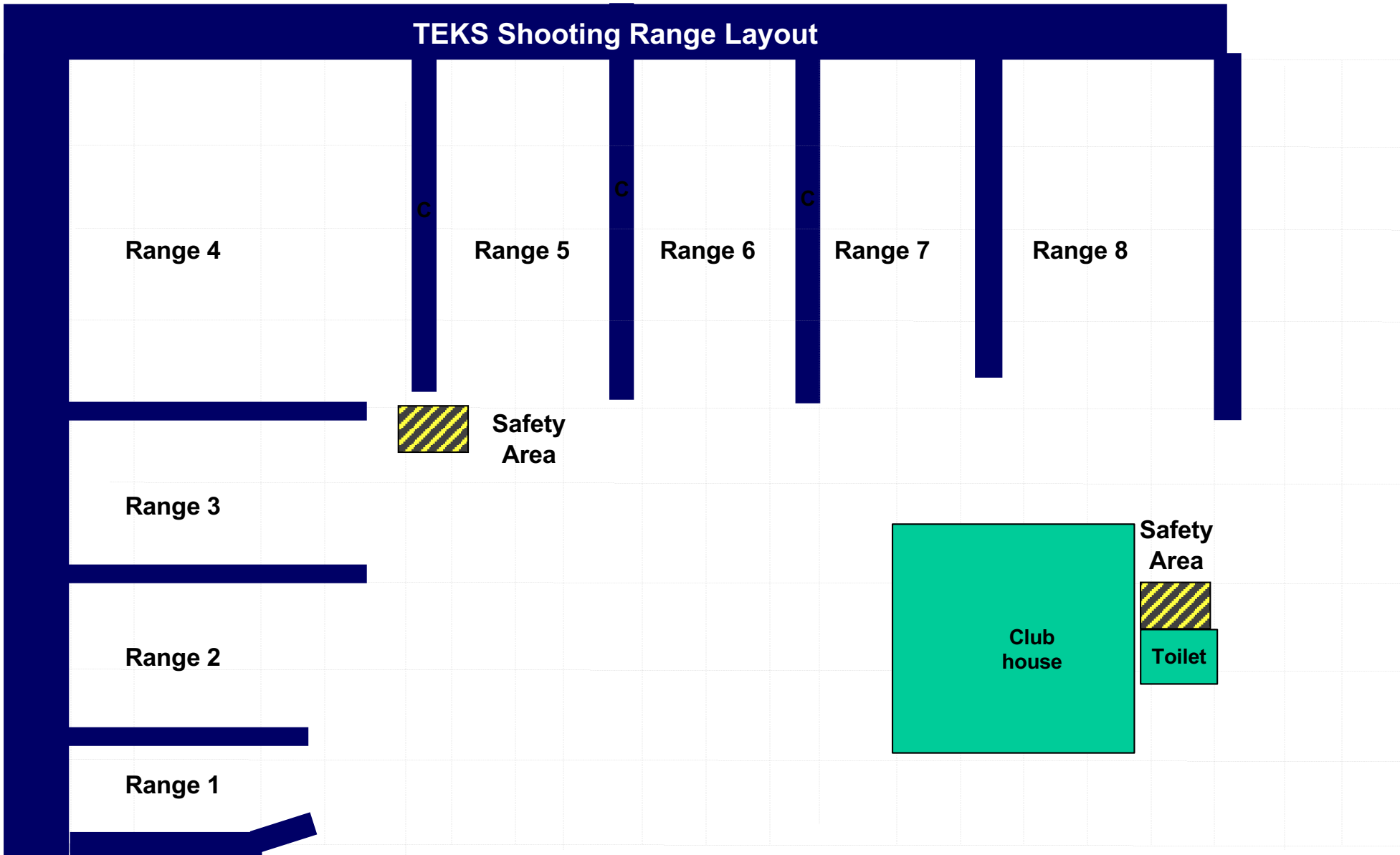
- The competition will be run according to the current IPSC rules.
- The wearing of eye and ear protection will be required during all stages of the match for participants and spectators
- Additional non shoots or barricades may be added to stages to enhance safety of all competitors and spectators
- Registration takes place from 13:00 to 13:45
- The RO briefing starts at 13:30
- The shooting competition commences at 14:00
- Night shoot registration takes place from 17:00 to 17:45
- Night shoot RO briefing starts at 17:30

MATCH DIRECTOR: Jan Strydom

ARBITRATORS: Will be appointed on the day

RM: Martin van Zyl

# TEKS Shooting Range Layout



Unloading  
Station

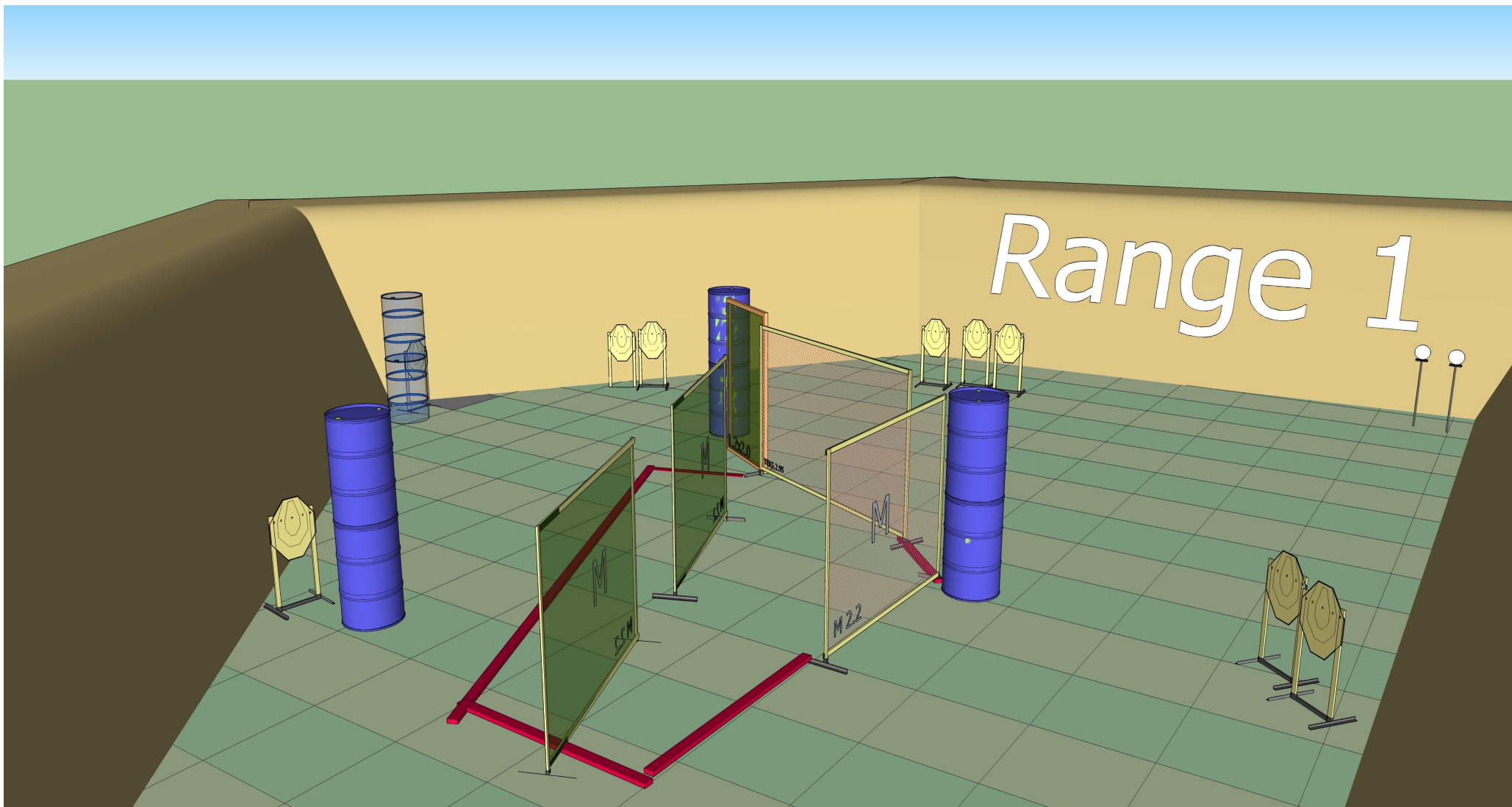
Safety  
Area










- T=IPSC target
- MT=IPSC mini target
- PL= IPSC plate
- P=IPSC popper
- MP=IPSC mini popper
- M=Mover
- Number on paper targets =placement of target or mover

Gate

Parking Area  
(OUTSIDE RANGE AREA)



### RANGE OFFICER BRIEFING

						
20	9	0	No	2	0	0

### Stage 1 Range 1 Day (only)


Ready condition:

PCC: Option 1.

Time starts: Audible Signal

Start position: Standing relaxed anywhere in the demarcated area facing downrange as demonstrated.

Procedure: On signal engage targets while remaining in the demarcated area.



### RANGE OFFICER BRIEFING

16	5	0	Yes	6 D	6 N	0

**Stage 2 Range 2:**

**Day & Night**

**Ready condition :** Loaded chamber empty placed on drum with all mags


**PCC:** Option 2 (Placed on drum with all mags)

**Time starts:** Audible Signal

**Start position:** HG:

Standing anywhere in the demarcated area facing downrange as demonstrated.

**Procedure:** On signal engage targets while remaining in the demarcated area



Stage 3 Range 3: Night (only). Own light

Ready condition: HG un loaded.

PCC: Option 3

Time starts: Audible Signal


Start position: Standing relaxed heels touching as demonstrated.

Procedure: On signal engage targets while remaining in the demarcated area.

### RANGE OFFICER BRIEFING

22	10	0	Yes	0	0	2

# Range 4



**Stage 4 Range 4:**

**Distance:** 4-16 M. **Day (Only)**

**Ready condition:** Loaded chamber empty placed on drum with all mags

**PCC:** Option 3 placed on drum chamber closed. With all mags

**Time starts:** Audible Signal

**Start position:** Standing relaxed facing downrange as demonstrated..

**Procedure:** On signal engage targets while remaining in the demarcated area.

## RANGE OFFICER BRIEFING

31	14	0	Yes	0	0	3



**Stage 5 Range 5:**

**Day & Night**

**Ready condition :**

**PCC:** Option 1

**Time starts:** Audible Signal

**Start position:** Standing heels touching facing downrange as demonstrated.

**Procedure:** On signal engage targets while remaining in the demarcated area


Popper 1 will activate swinger1 and 2 ,they will remain visible

**RANGE OFFICER BRIEFING**

<b>12</b>	<b>5</b>	<b>0</b>	<b>No</b>	<b>0</b>	<b>0</b>	<b>2</b>



# Range 6



## RANGE OFFICER BRIEFING

Stage 6 Range 8 Day & Night Own light

Ready condition:








PCC: Option 1

Time starts: Audible Signal

**Start position:** Standing relaxed anywhere in the demarcated area facing downrange as demonstrated.

**Procedure:** On signal engage all targets while remaining in the demarcated area

Popper 1 will activate swinger 1, It will remain visible.

						
21	10	0	Yes	0	0	1