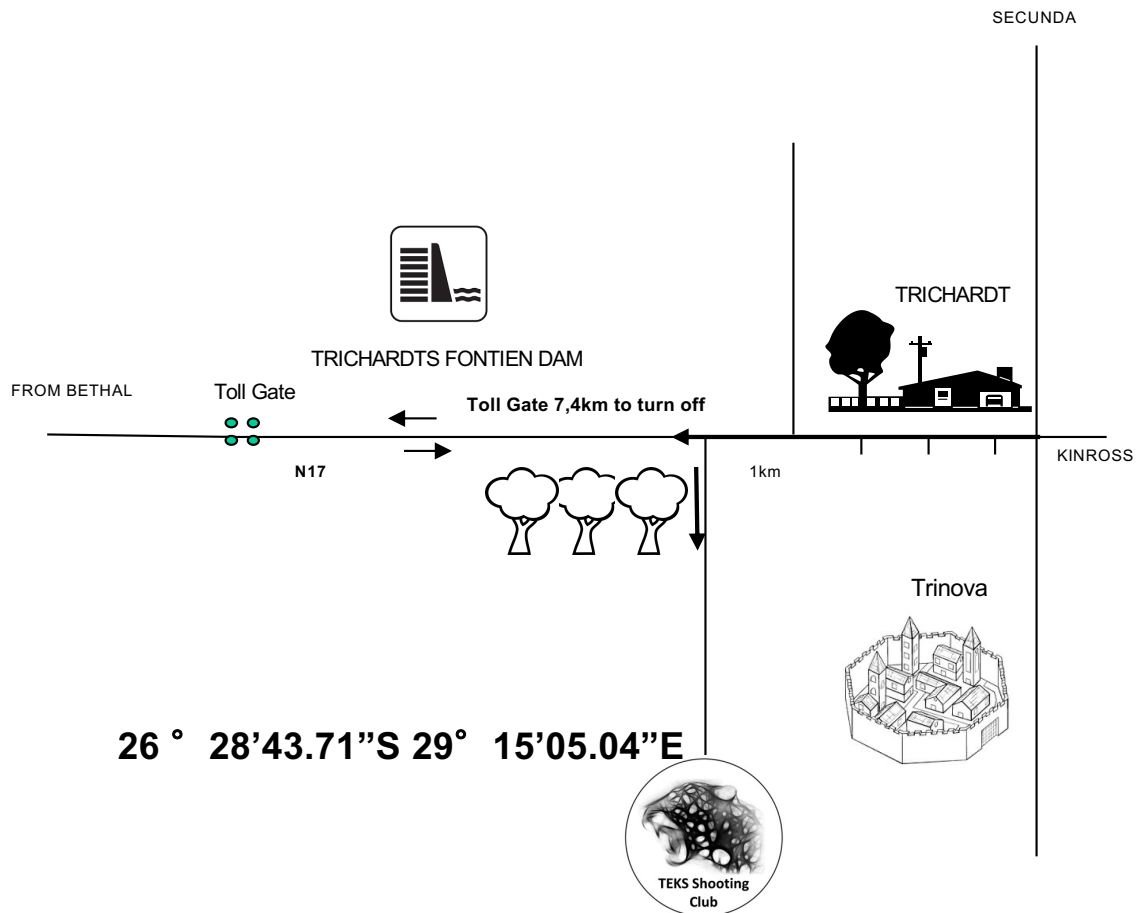


**Teks Club shoot 9
30 Sep &
01 Oct '23**

**TEKS Shooting Club
TRICHARDT**

TEKS SHOOTING CLUB



STAGES

Stage	Range	Rounds		
1	1	12		
2	2	9		
3	4	25		
4	5	25		
5	7	12		
6	8	30		
		113		

RULES

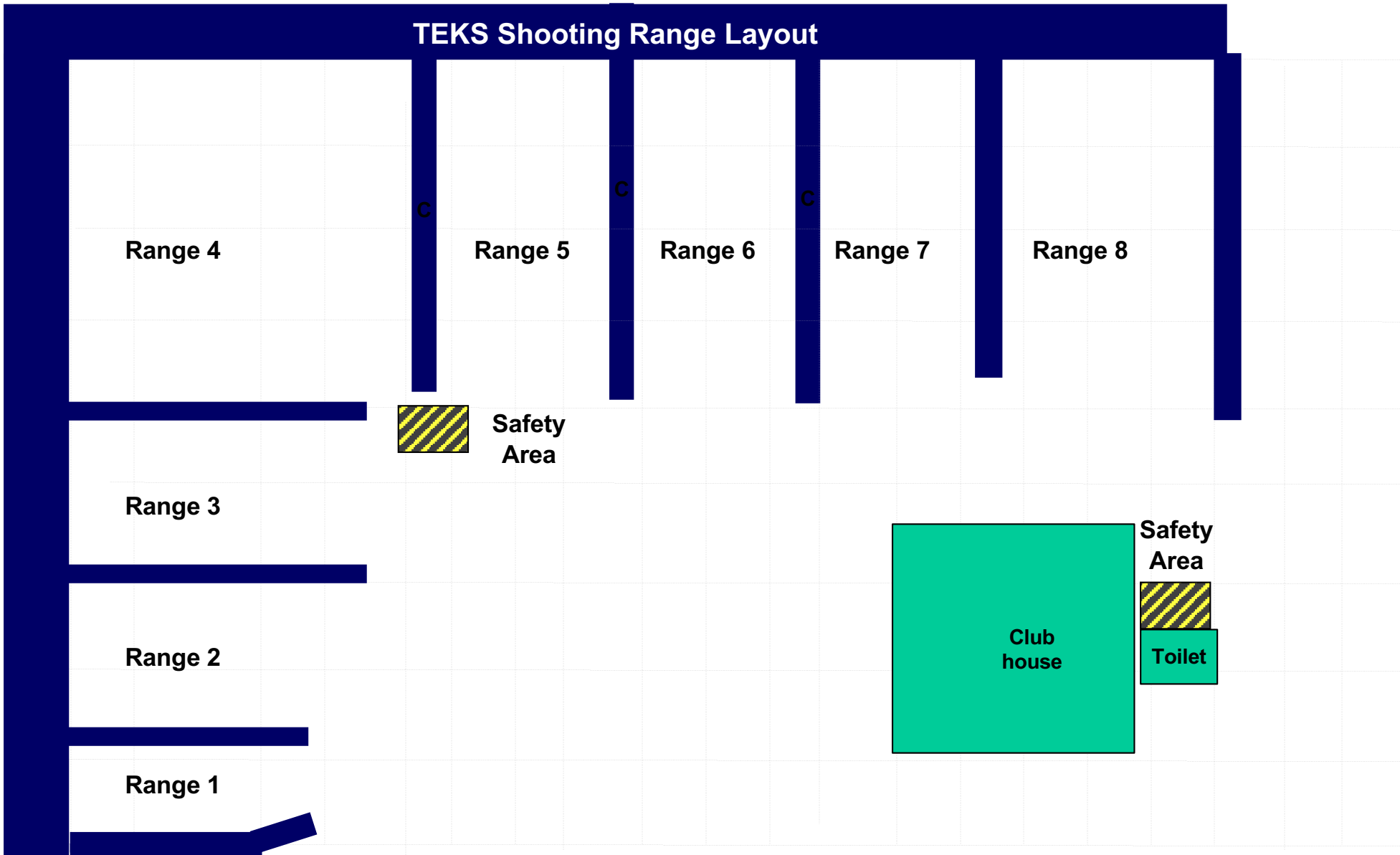
- The competition will be run according to the current IPSC rules.
- The wearing of eye and ear protection will be required during all stages of the match for participants and spectators
- Additional non shoots or barricades may be added to stages to enhance safety of all competitors and spectators
- Registration takes place from 08:30 to 08:45
- The RO briefing starts at 08:30
- The shooting competition commences 09:00

MATCH DIRECTOR: Jan Strydom

ARBITRATORS: Will be appointed on the day

RM: Martin van Zyl
Stats. Madeleine Engelbrecht

TEKS Shooting Range Layout



Unloading
Station

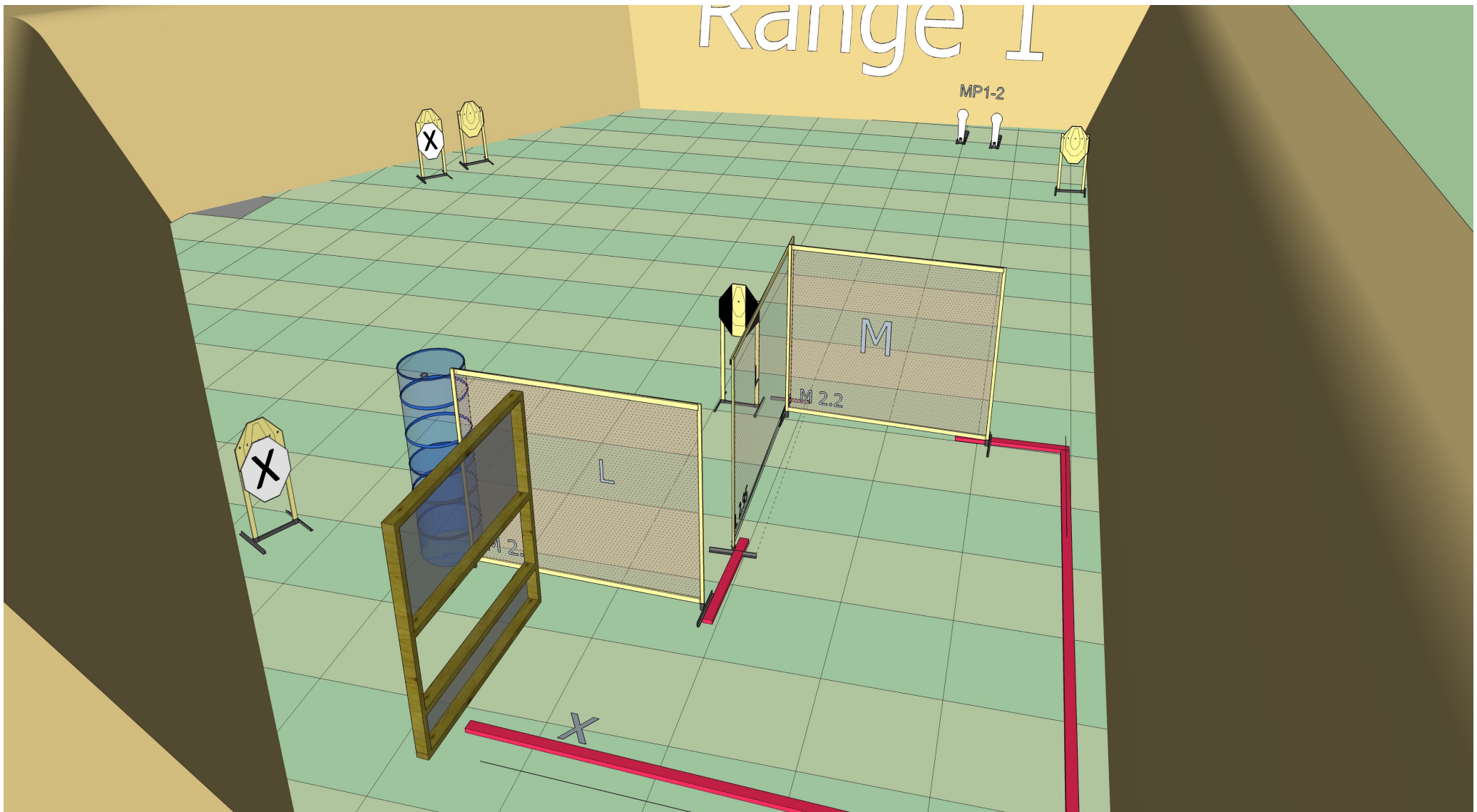
Safety
Area



- T=IPSC target
- MT=IPSC mini target
- PL= IPSC plate
- P=IPSC popper
- MP=IPSC mini popper
- M=Mover
- Number on paper targets =placement of target or mover

Gate

Parking Area
(OUTSIDE RANGE AREA)



RANGE OFFICER BRIEFING

12	5	0	Yes	0	2	0

Stage 1 Range 1

Ready condition:


PCC: Option 1

Time starts: Audible Signal








Start position: Standing relaxed facing downrange heels touching X as demonstrated

Procedure: On signal engage targets while remaining in the demarcated area.

Range 2



RANGE OFFICER BRIEFING

						
9	4	0	Yes	0	0	1

Stage 2 Range 2:

Ready condition :


PCC: Option 1

Time starts: Audible Signal

Start position: Standing anywhere in the demarcated area facing downrange

Procedure: On signal engage targets while remaining in the demarcated area.

Range 4



RANGE OFFICER BRIEFING

25	10	2	Yes	0	1	0

Stage 3 Range 4:

Ready condition: Loaded chamber empty


PCC: Option 2

Time starts: Audible Signal

Start position: Standing relaxed facing downrange as demonstrated.

Procedure: On signal engage targets while remaining in the demarcated area.

Range 5



RANGE OFFICER BRIEFING

25	10	0	Yes	4	0	1

Stage 4 Range 5

Ready condition:

PCC: Option 1


Time starts: Audible Signal

Start position: Standing relaxed facing downrange heels touching X as demonstrated

Procedure: On signal engage targets while remaining in the demarcated area

P1 will activate M8 it will remain visible.

Range 7



Stage 5 Range 7

Ready condition : PCC: Option 3

Unloaded placed flat on table as demonstrated all magazines to be used placed on table

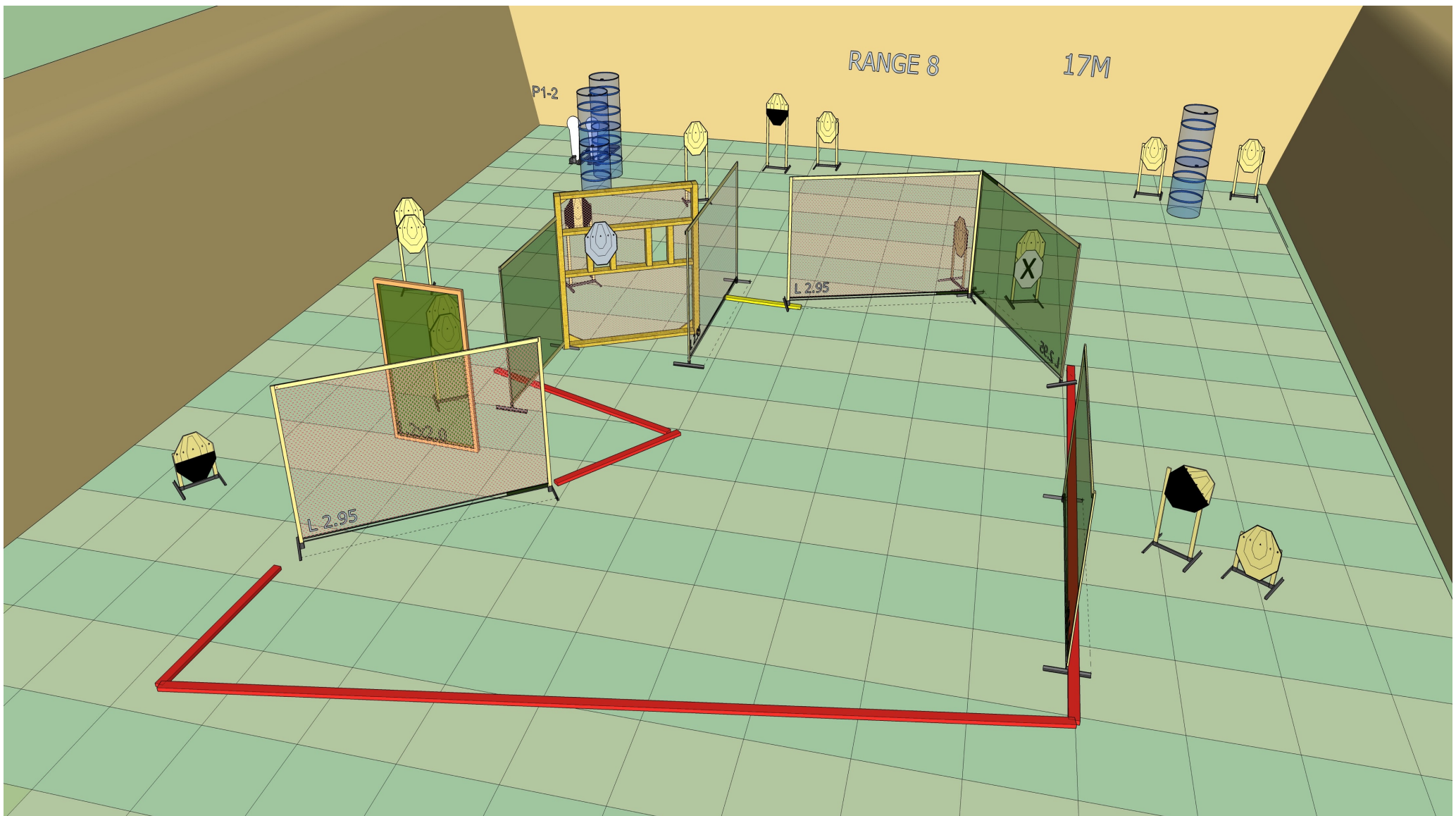
Time starts: Audible Signal

Start Position: Sitting at table hands on knees facing downrange as demonstrated.

Procedure: On signal engage all targets while remaining in the demarcated area. Engage T1 and T2 sitting.

RANGE OFFICER BRIEFING

12	5	0	Yes	2	0	0



RANGE OFFICER BRIEFING

30	14	0	Yes	0	0	2

Stage 6 Range 8

Ready condition HG :PCC: Option 1

Time starts: Audible Signal

Start position: : Standing relaxed facing downrange as demonstrated.

Procedure: On signal engage all targets while remaining in the demarcated area

