

Teks Club shoot 3

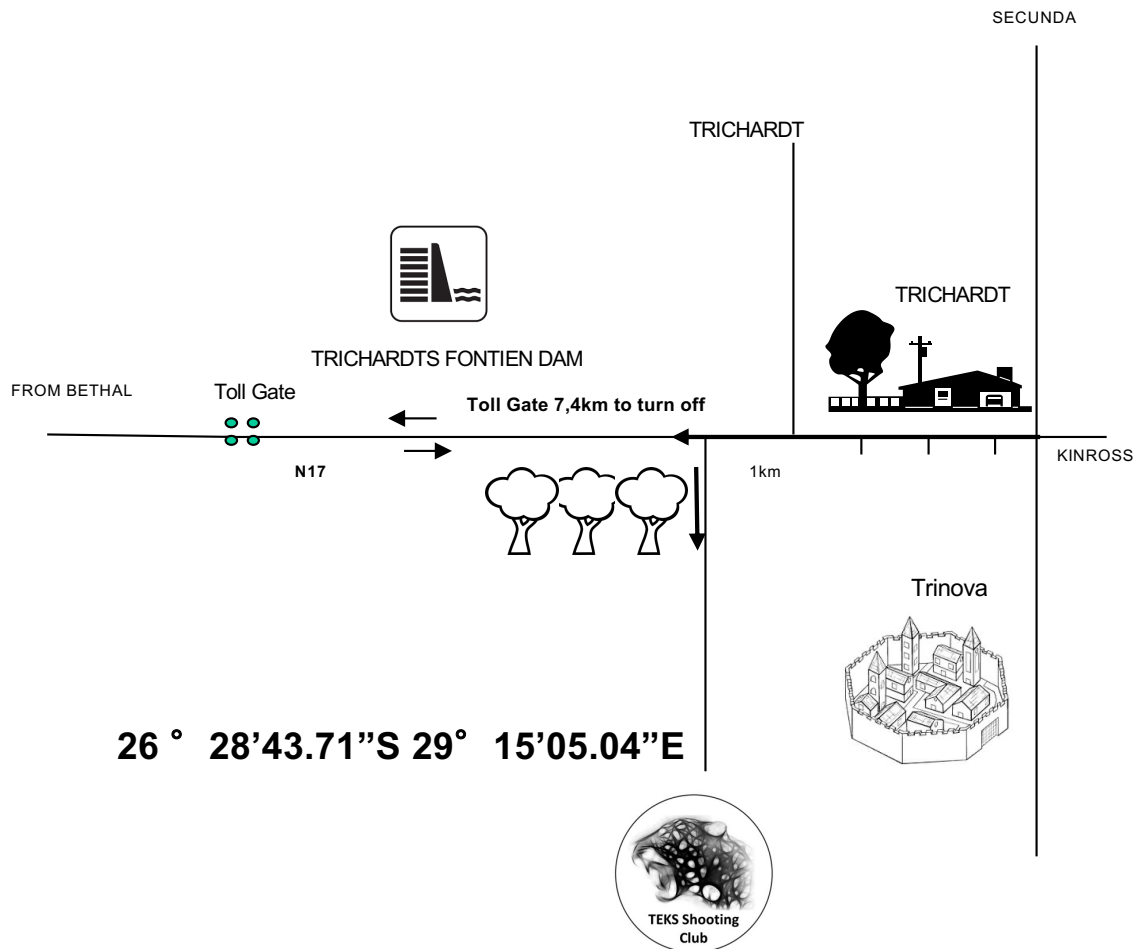
13-14

Apr 2024

TEKS Shooting Club

TRICHARDT

TEKS SHOOTING CLUB



STAGES

Stage	Range	Rounds		
1	2	22		
2	3	12		
3	4	32		
4	5	9		
5	7	9		
6	8	22		
		106		

RULES

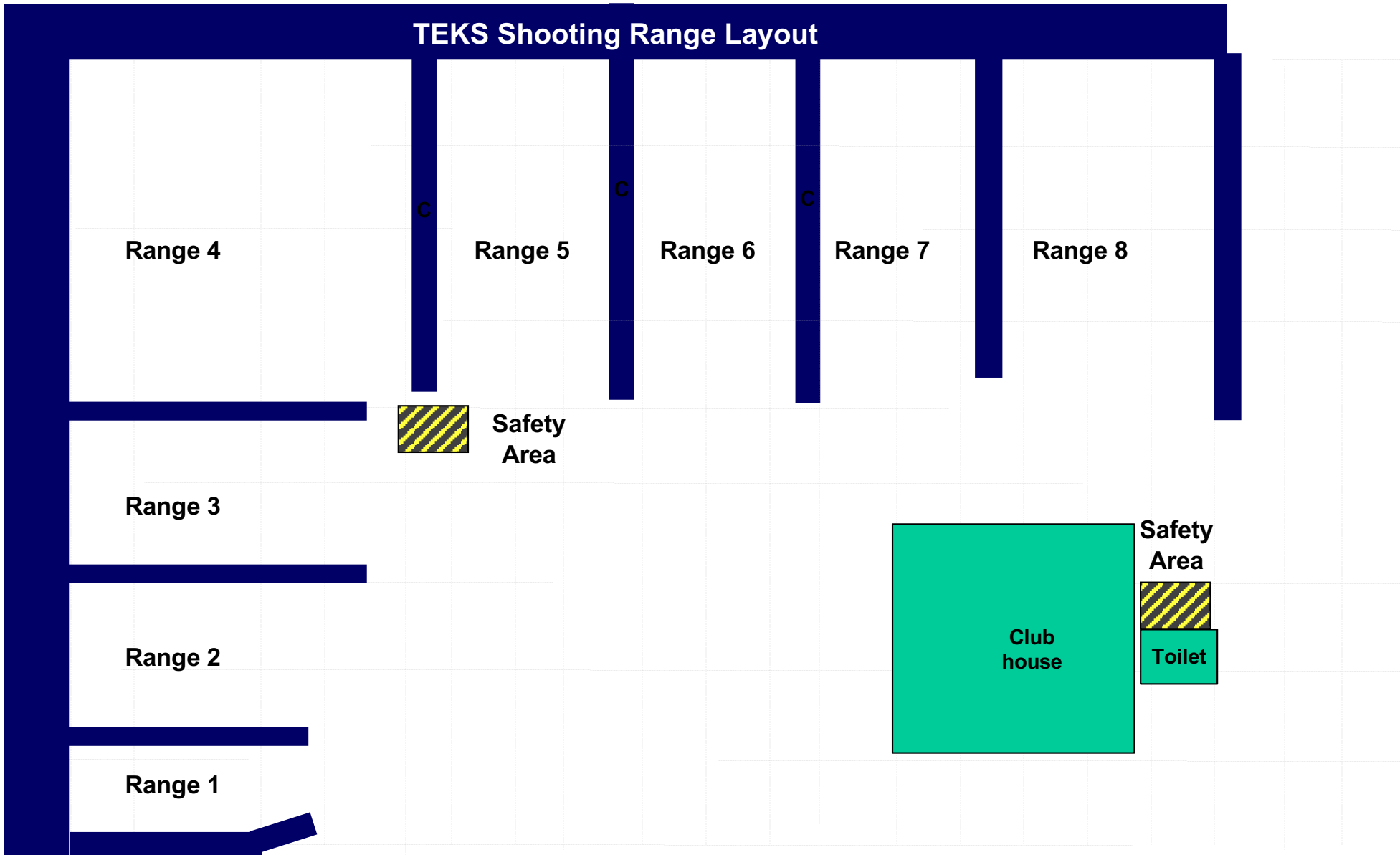
- The competition will be run according to the current IPSC rules.
- The wearing of eye and ear protection will be required during all stages of the match for participants and spectators
- Additional non shoots or barricades may be added to stages to enhance safety of all competitors and spectators
- Registration takes place from 08:30 to 08:45
- The RO briefing starts at 08:30
- The shooting competition commences 9:00

MATCH DIRECTOR: [Jan Strydom]

ARBITRATORS: Will be appointed on the day

RM: [Martin van Zyl]

TEKS Shooting Range Layout



Unloading
Station

Safety
Area




- T=IPSC target
- MT=IPSC mini target
- PL= IPSC plate
- P=IPSC popper
- MP=IPSC mini popper
- M=Mover
- Number on paper targets =placement of target or mover

Gate

Parking Area
(OUTSIDE RANGE AREA)

Range 2



RANGE OFFICER BRIEFING

22	9	0	Yes	2	0	2

Stage 1 Range 2:

Distance: 2-15 m


Ready condition: HG

PCC :Option 1

Time starts: Audible Signal

Start position: Heels touching x as demonstrated

Procedure: On signal engage targets while remaining in the demarcated area. P1 and P2 activates M5 and M6 they will remain visible at rest



RANGE OFFICER BRIEFING

12	6	0	Yes	0	0	0

Stage 2 Range 3:

Distance: 3-15m

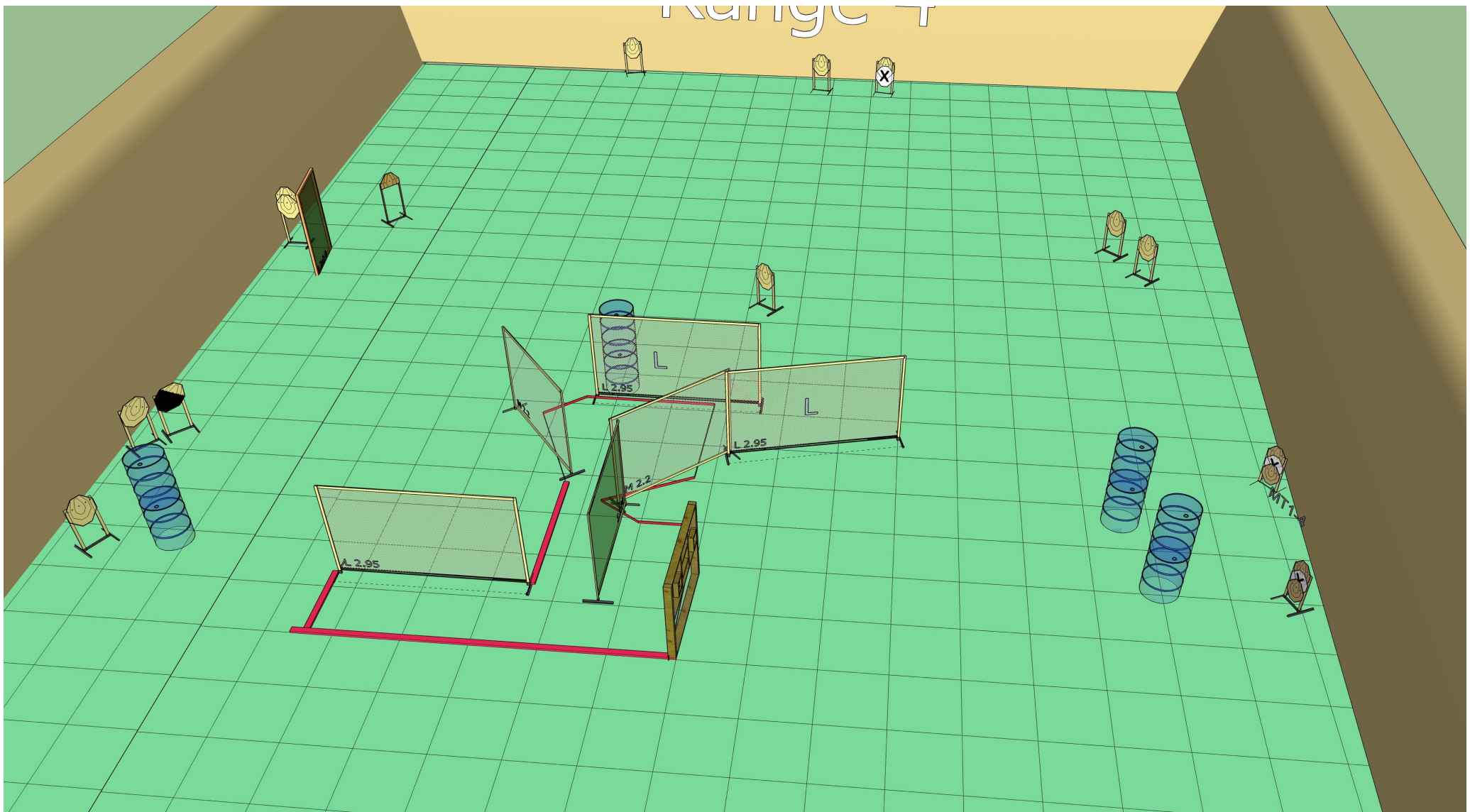
Ready condition:

PCC :option 1

Time starts: Audible Signal

Start position: Standing toes touching X

Procedure: On signal engage targets while remaining in the demarcated area



RANGE OFFICER BRIEFING

Stage 3 Range 4: Distance: 4-15 M


Ready condition : PCC option 1

Time starts: Audible Signal

Start position: Standing in the demarcated area facing down range as demonstrated.

Procedure: On signal engage targets while remaining in the demarcated area

32	12	4	Yes	0	0	0



RANGE OFFICER BRIEFING

Stage 4 Range 5: Distance: 12M

Ready condition :


PCC :Option 1.

Time starts: Audible Signal








Start position: Standing in the demarcated area facing down range as demonstrated .

Procedure: On signal engage targets while remaining in the demarcated area.

9	4	0	Yes	0	1	0



RANGE OFFICER BRIEFING

						
9	3	0	Yes	2	1	0

Stage 5 Range 7:

Distance: M5-12


Ready condition :

:PCC option 2

Time starts: Audible Signal

Start position: Standing on the platform unsupported

Procedure: On signal engage targets unsupported while remaining in the demarcated area



Stage 6 Range 7:

Distance: 4-11M

RANGE OFFICER BRIEFING

Ready condition : Loaded chamber empty all mags to be used may be placed on table and drum : firearms placed flat on table as demonstrated

PCC Option 3

Time starts: Audible Signal

Start position: Standing in the demarcated area facing downrange **HG:** hands above shoulders.

Procedure: On signal engage targets while remaining in the demarcated area.

PL1 will activate T3 it will it will stay visible.

22	9	0	Yes	3	0	1